

BAJAJ  
*DISCOVER-ATS-SI*

 **BAJAJ**  
*Distinctly Ahead*

BAJAJ  
*DISCOVER-ATS-SI*

Bajaj Auto Limited  
Akurdi Pune 411 035 India  
Tel +91 20 27472851  
Fax +91 20 27407385  
[www.bajajauto.com](http://www.bajajauto.com)

# Spare Parts Catalogue

(EXPORT)



## Notice

---

All information contained in this manual is based on the latest product information at the time of publication. Bajaj Auto Limited accepts no liability for any inaccuracies or omissions in this publication, although every possible care has been taken to make it as complete and accurate as possible. All procedures and specifications subject to change without prior notice. The right is reserved to make such changes at any time without prior notice and without incurring an obligation to make such changes to product manufactured previously. Contact your authorized Bajaj Dealer for the latest information on product improvements incorporated after this manual was issued.

**DOC. NO.: 71110890**

**REV. 00, MAY. 10**

---

## Foreword

---

We have pleasure in presenting the Spare Parts Catalogue for 'Discover DTS-Si' Motorcycle. This catalogue has been specially designed to assist you in selecting the correct parts for procurement to maintain 100% availability.

The Bajaj spares are subjected to the stringent quality control standards to ensure longer life of the vehicle. It is therefore necessary that only the Genuine Bajaj Spares are used.

In a continual effort to improve Performance and Efficiency of the vehicles, Specifications, Diagrams, Illustrations and Part Numbers can change without notice. Consequently, the description in this Spare Parts Catalogue cannot therefore be final and binding on us.

The modifications / alterations which are carried out after the issue of this catalogue, will be conveyed to you through our Service Circulars. You are requested to make necessary corrections in the Parts Catalogue as per the circulars so as to keep your catalogue up-to-date. This will ensure the appropriate and speedy delivery of the Spare Parts as the order placed will bear the latest part numbers.

In case, if you need any technical assistance contact the concerned Regional Office or write to us on the following address :

**Bajaj Auto Limited**  
**Service Department**  
 Akurdi, Pune 411 035 India  
 Phone : 020-27406557  
 Fax : 020-27407385

## Instructions

---

**1. How to Read the Catalogue :** Open the catalogue and from the pictorial index locate the group in which the part you want to find is present. Turn over to the concerned page number (as given by pictorial index). Now find out the figure of the part you wish to order. Write down the part number against that particular figure number from the text.

In case, if you have the part number and you need the other details, the part index can be used. The part index (at the end of the catalogue) will give you the figure and page number of the part you wish to order.

**2. How to Order Spare Parts :** The part number and the description of the part required should be invariably mentioned in the order as per the catalogue text.

The latest part number as conveyed through our service circulars should only appear on the order. In case of ordering painted components, colour shade of the components should be mentioned.

The quantity shown against the part number is the quantity per vehicle for that group so that particular quantity should be multiplied by the number of sets required.

**3. Part Number System :** We have used 8 digit system for part numbers. The model or hardware item is indicated by first two digits or alphanumeric, the next two or four digits indicate main group and the last four or two digits indicate serial number in main group or serial number or subgroup of fastener respectively. Thus the part numbers will be indicated by 2-2-4 or 2-4-2 digit system. Understanding this system will enable you to identify the spare parts easily.

**4. Abbreviations :** The following abbreviations are used in this catalogue.

Assly	Assembly	V	Volts
N.I.	Not illustrated	W	Watts
C'case	Crankcase	Accl.	Accelerator
Cyl	Cylinder	Comp.	Complete
O/s	Over size	Fr.	Front
Rr.	Rear	Std.	Standard
L	Length	A/t.	Alternate
R.H.	Right hand	L.H.	Left hand
Hex.	Hexagonal	AR	As required

## Index

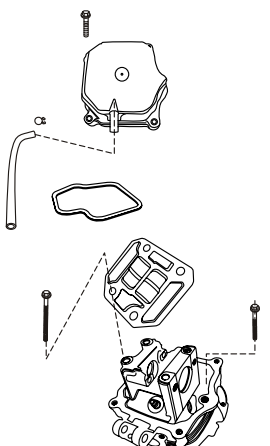
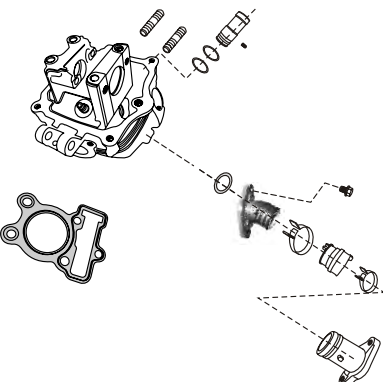
Plate No.	Description	Page No.
1	Cover Cylinder Head	2
2	Cylinder Head	4
3	Valve	6
4	Camshaft / Tensioner	8
5	Cylinder & Piston	10
6	Crankshaft	12
7	Transmission	14
8	Change Drum / Shift Fork	16
9	Gear Change Mechanism	18
10	Engine Assly & Crankcase RH	20
11	Crankcase LH	22
12	Cover RH	24
13	Cover Magneto	26
14	Clutch	28
15	Kick Starter Mechanism	30
16	Carburettor	32
17	Air Cleaner Complete	34
18	Silencer Assly	36
19	Oil Pump	38
20	Starter Assly	40
21	Magneto / C.D.I. / H.T. Coil	42
22	Seat Assly / Seat Lock	44
23	Engine Mountings	46
24	Frame & Frame Fitting	48
25	Swing Arm / Rear Shock Absorber	50
26	Rider Foot Rest	52
27	Pillion Foot Rest / Holder	54
28	Mudguard Front & Rear	56
29	Stand Assembly	58
30	Tyre/ Tube / Rim	60

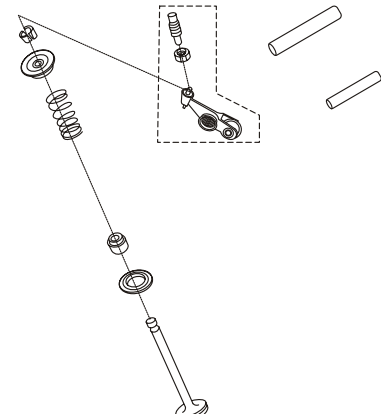
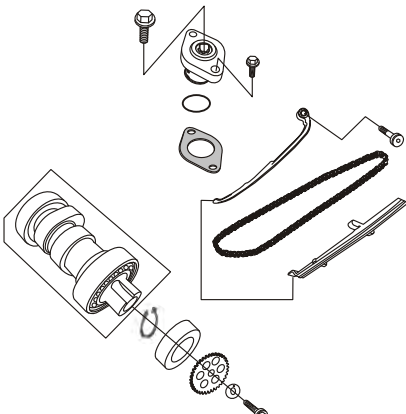
## Index

Plate No.	Description	Page No.
31	Front Hub	62, 64
32	Rear Hub	66, 68
33	Rear Brake Pedal	70
34	Handle Bar	72, 74
35	Front Fork	76, 78
36	Painted Parts & Decals	80, 82, 84
37	Petrol Tank, Cap Tank & Gauge Fuel	86
38	Fittings - Petrol Tank, Side Cover & Cover Seat	88
39	Meter Assly.	90
40	Control Cables	92
41	Chain Case	94
42	Head Lamp & Fairing	96, 98, 100
43	Indicator Light Assly.	102
44	Tail Lamp Assly. / Front No. Plate	104
45	Electrical Equipments	106, 108
46	Tool Kit	110
47	Accessories / Grab Handle	112
	Kits List For Discover	113, 114,115
	Amendment Sheet (Parts Added)	116,117
	Amendment Sheet (Parts Deleted)	118
	Part Index	119 - 131

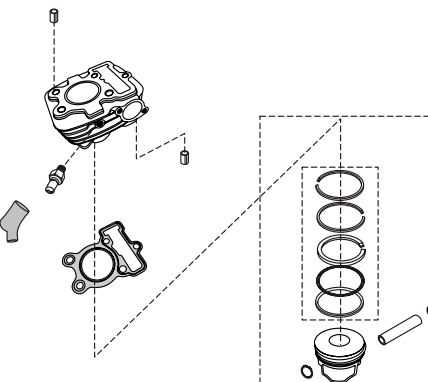
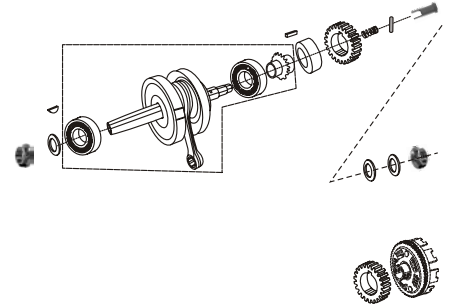


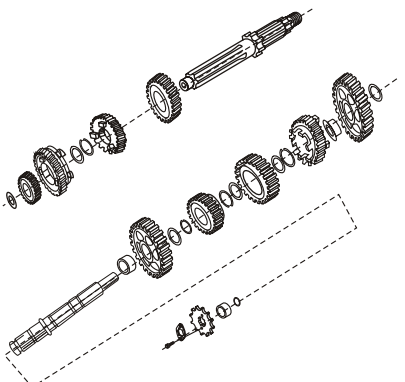

# Pictorial Index

<p>PLATE NO. : 1 COVER CYLINDER HEAD</p>	<p>PAGE NO. 2</p>	<p>PLATE NO. : 2 CYLINDER HEAD</p>	<p>PAGE NO. 4</p>
			

<p>PLATE NO. : 3 VALVE</p>	<p>PAGE NO. 6</p>	<p>PLATE NO. : 4 CAMSHAFT / TENSIONER</p>	<p>PAGE NO. 8</p>
			

# Pictorial Index

<p>PLATE NO. : 5 CYLINDER &amp; PISTON</p>	<p>PAGE NO. 10</p>	<p>PLATE NO. : 6 CRANKSHAFT</p>	<p>PAGE NO. 12</p>
			

<p>PLATE NO. : 7 TRANSMISSION</p>	<p>PAGE NO. 14</p>	<p>PLATE NO. : 8 CHANGE DRUM / SHIFT FORK</p>	<p>PAGE NO. 16</p>
			

# Pictorial Index

PLATE NO. : 9  
GEAR CHANGE MECHANISM

PAGE NO.  
18

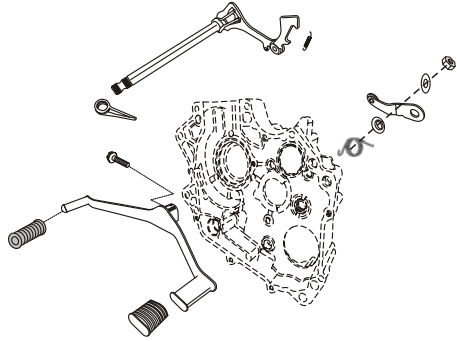


PLATE NO. : 10  
ENGINE ASSLY & CRANKCASE RH

PAGE NO.  
20

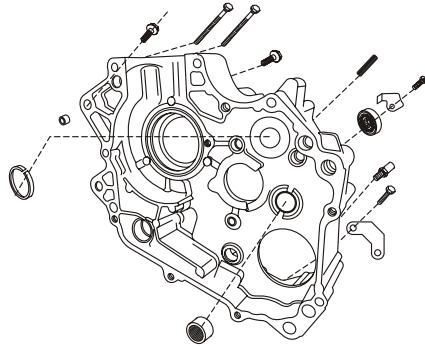


PLATE NO. : 11  
CRANKCASE LH

PAGE NO.  
22

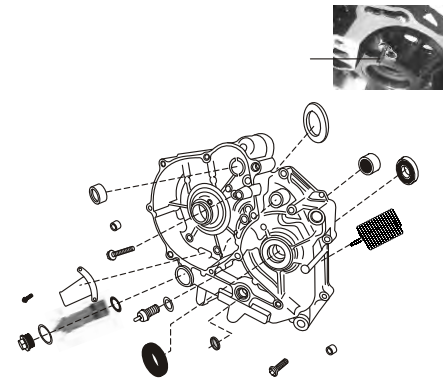
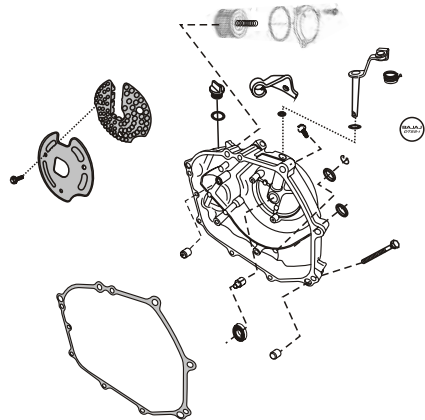


PLATE NO. : 12  
COVER RH

PAGE NO.  
24



# Pictorial Index

PLATE NO. : 13  
COVER MAGNETO

PAGE NO.  
26

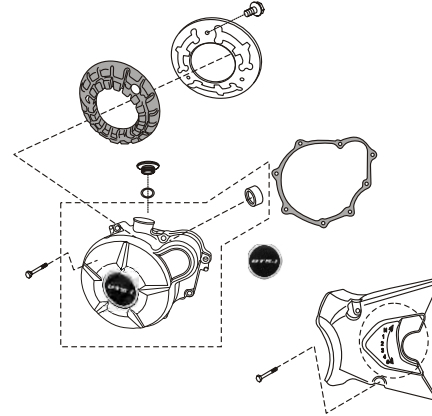


PLATE NO. : 14  
CLUTCH

PAGE NO.  
28

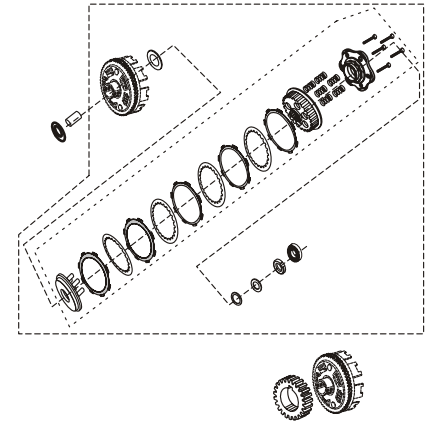


PLATE NO. : 15  
KICK STARTER MECHANISM

PAGE NO.  
30

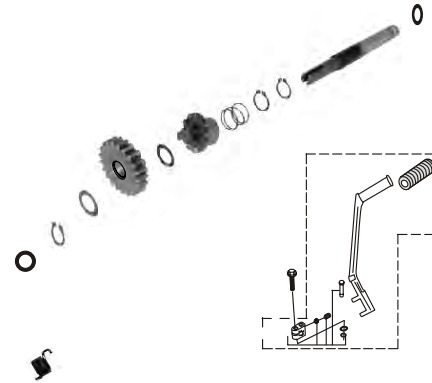
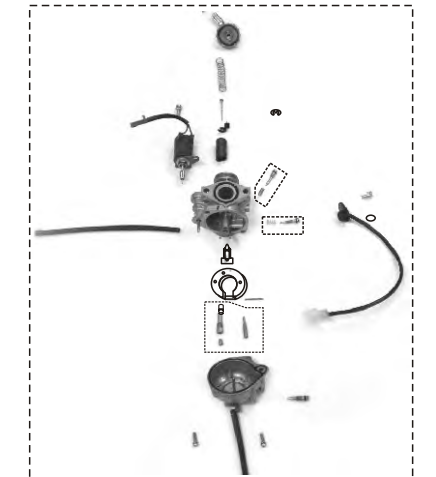


PLATE NO. : 16  
CARBURETOR

PAGE NO.  
32



# Pictorial Index

PLATE NO. : 17  
AIR CLEANER COMPLETE

PAGE NO.  
34

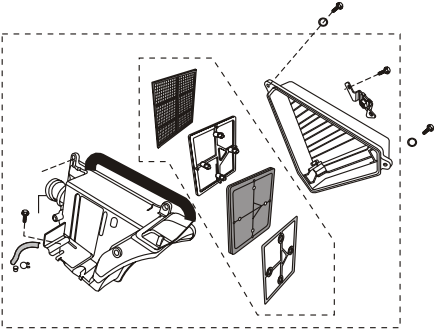


PLATE NO. : 18  
SILENCER ASSLY

PAGE NO.  
36

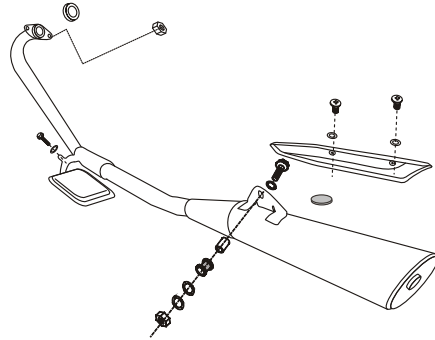


PLATE NO. : 19  
OIL PUMP

PAGE NO.  
38

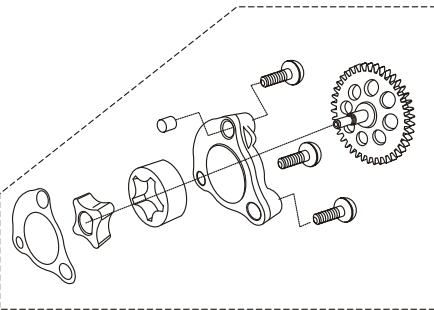
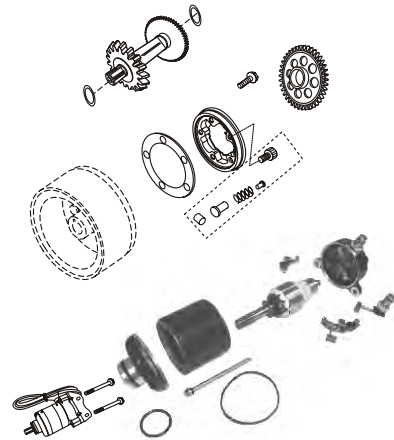


PLATE NO. : 20  
STARTER ASSLY

PAGE NO.  
40



# Pictorial Index

PLATE NO. : 21  
MAGNETO / C.D.I. / H.T. COIL

PAGE NO.  
42

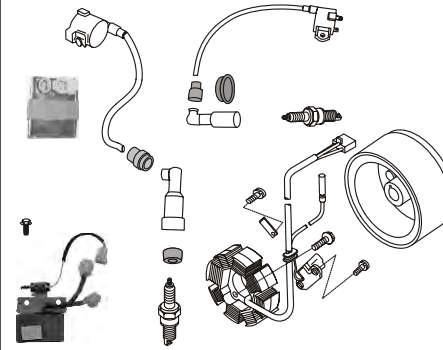


PLATE NO. : 22  
SEAT ASSLY / SEAT LOCK

PAGE NO.  
44

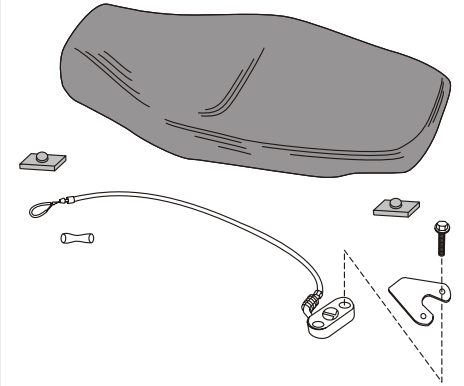


PLATE NO. : 23  
ENGINE MOUNTINGS

PAGE NO.  
46

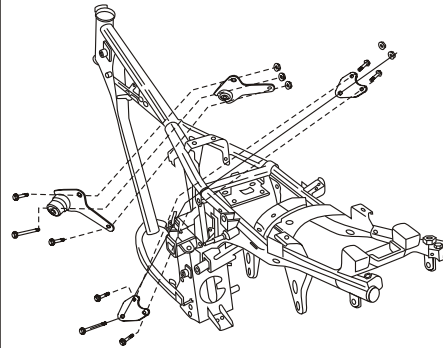
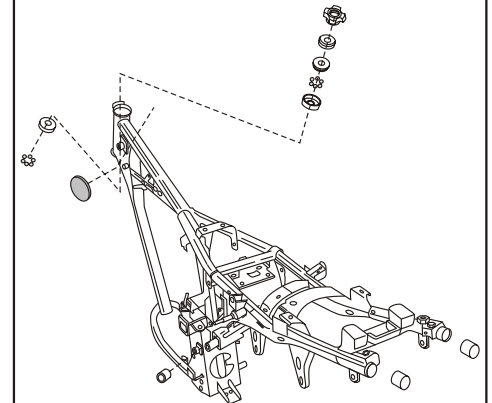


PLATE NO. : 24  
FRAME & FRAME FITTINGS

PAGE NO.  
48



# Pictorial Index

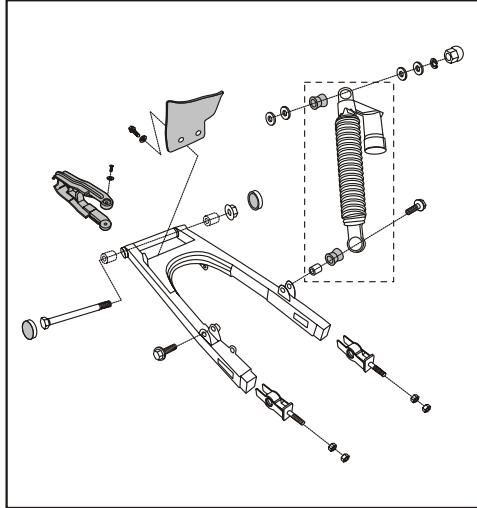
PLATE NO. : 25 SWING ARM / RR. SHOCK ABSORBER	PAGE NO. 50
	

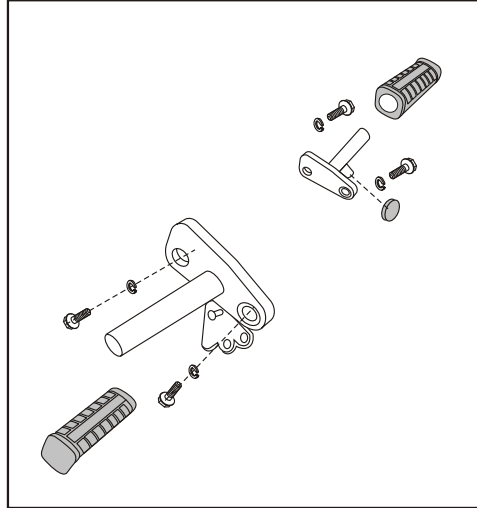
PLATE NO. : 26 RIDER FOOT REST	PAGE NO. 52
	

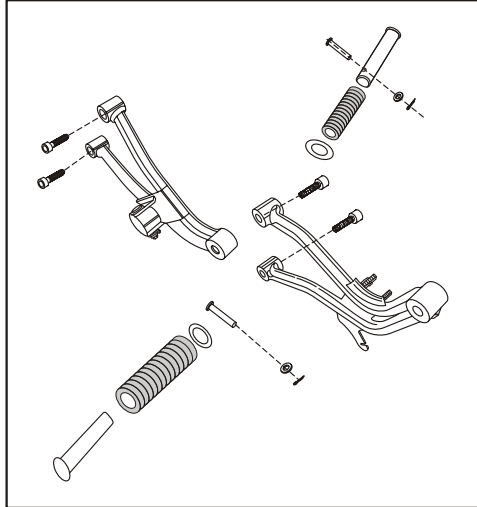
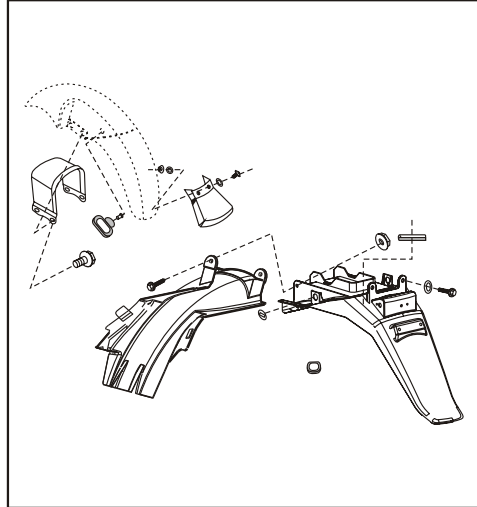
PLATE NO. : 27 PILLION FOOT REST / HOLDER	PAGE NO. 54
	

PLATE NO. : 28 MUDGUARD FRONT & REAR	PAGE NO. 56
	

# Pictorial Index

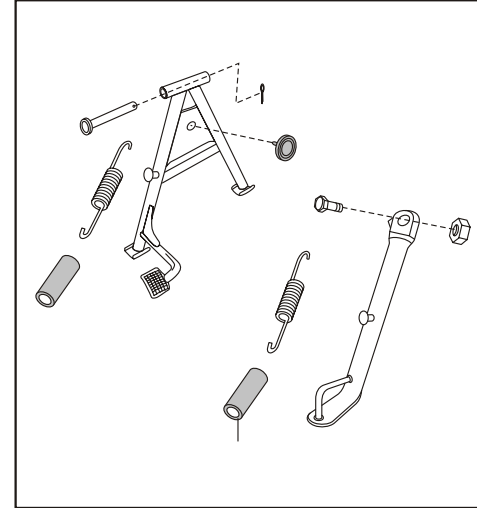
PLATE NO. : 29 STAND ASSLY	PAGE NO. 58
	

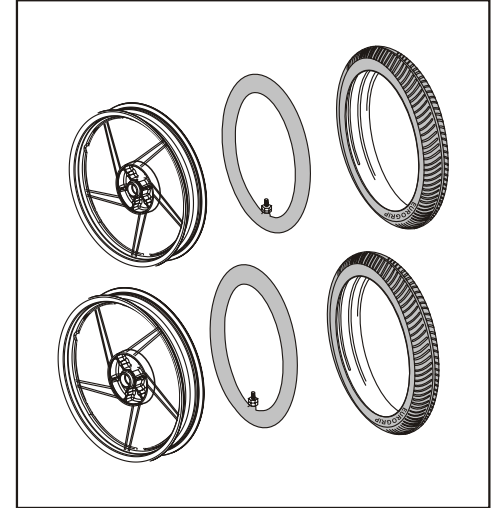
PLATE NO. : 30 TYRE / TUBE / RIM	PAGE NO. 60
	

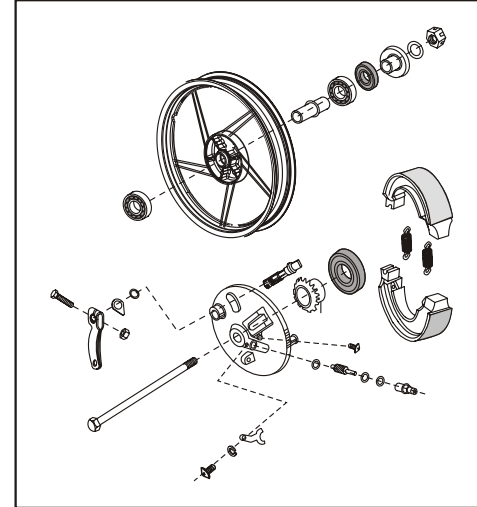
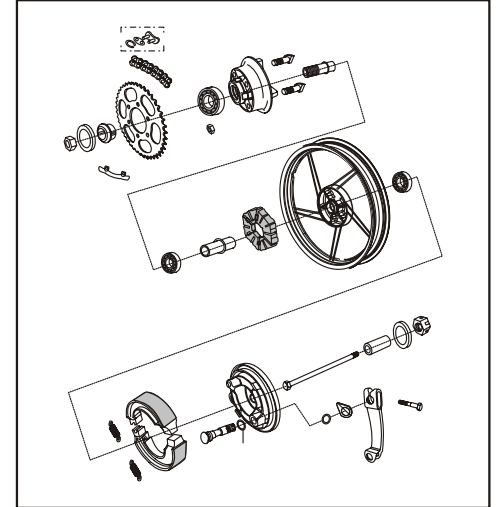
PLATE NO. : 31 FRONT HUB	PAGE NO. 62, 64
	

PLATE NO. : 32 REAR HUB	PAGE NO. 66, 68
	

# Pictorial Index

PLATE NO. : 33 REAR BRAKE PEDAL	PAGE NO. 70

PLATE NO. : 34 HANDLE BAR	PAGE NO. 72, 74

PLATE NO. : 35 FRONT FORK	PAGE NO. 76, 78

PLATE NO. : 36 PAINTED PARTS & DECALS	PAGE NO. 80,82,84

# Pictorial Index

PLATE NO. : 37 PETROL TANK, CAP TANK & GAUGE FUEL	PAGE NO. 86

PLATE NO. : 38 FITTINGS- PETROL TANK, SIDE COVERS & COVER SEAT	PAGE NO. 88

PLATE NO. : 39 METER ASSEMBLY	PAGE NO. 90

PLATE NO. : 40 CONTROL CABLE	PAGE NO. 92



# Pictorial Index

PLATE NO. : 41  
CHAIN CASE

PAGE NO.  
94

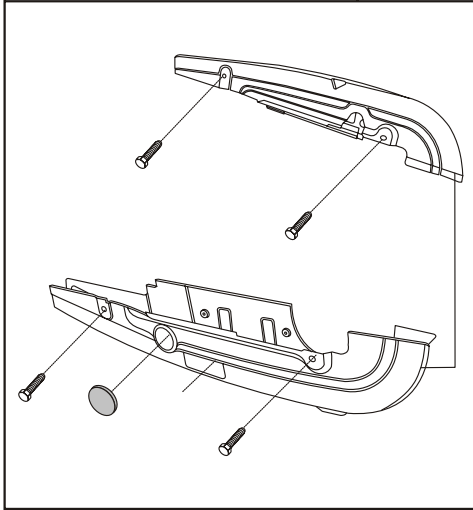


PLATE NO. : 42  
HEAD LAMP & FAIRING

PAGE NO.  
96,98,100

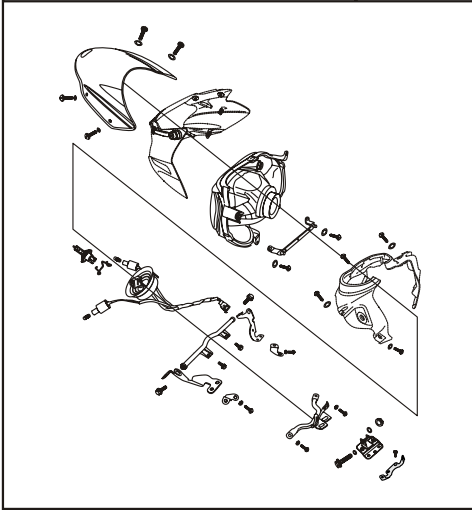


PLATE NO. : 43  
INDICATOR LIGHT ASSEMBLY

PAGE NO.  
102

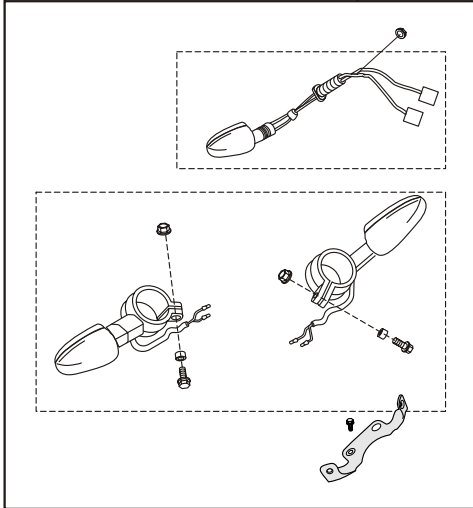
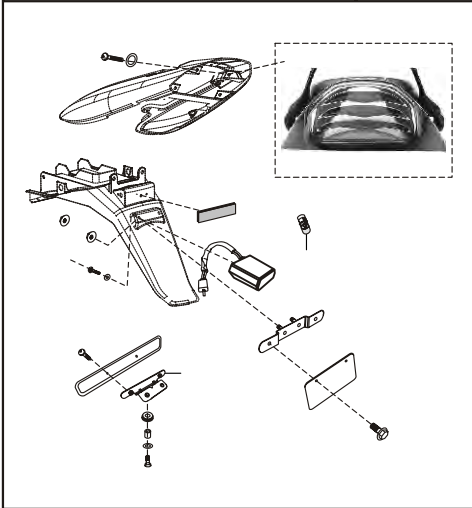


PLATE NO. : 44  
TAIL LAMP ASSLY. / FRONT  
NUMBER PLATE

PAGE NO.  
104



# Pictorial Index

PLATE NO. : 45  
ELECTRICAL EQUIPMENTS

PAGE NO.  
106, 108

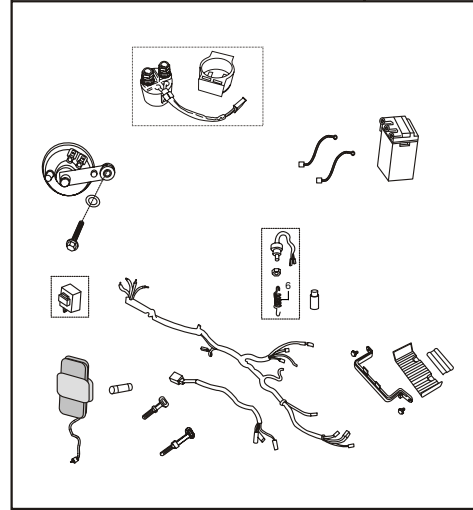


PLATE NO. : 46  
TOOL KIT

PAGE NO.  
110

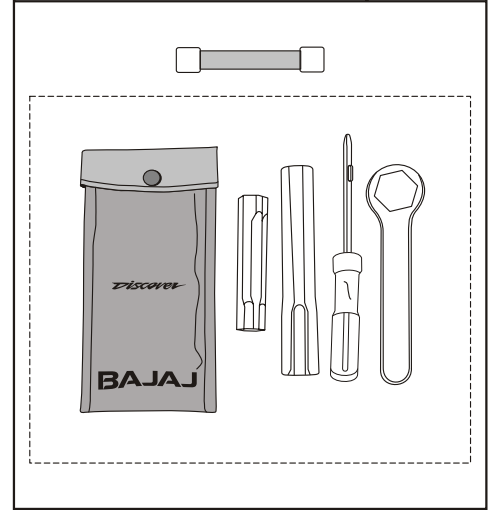
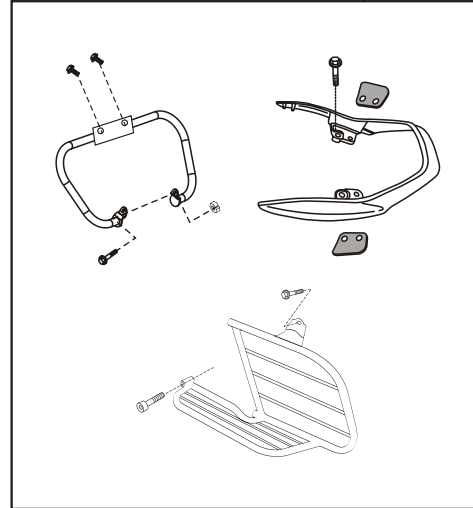
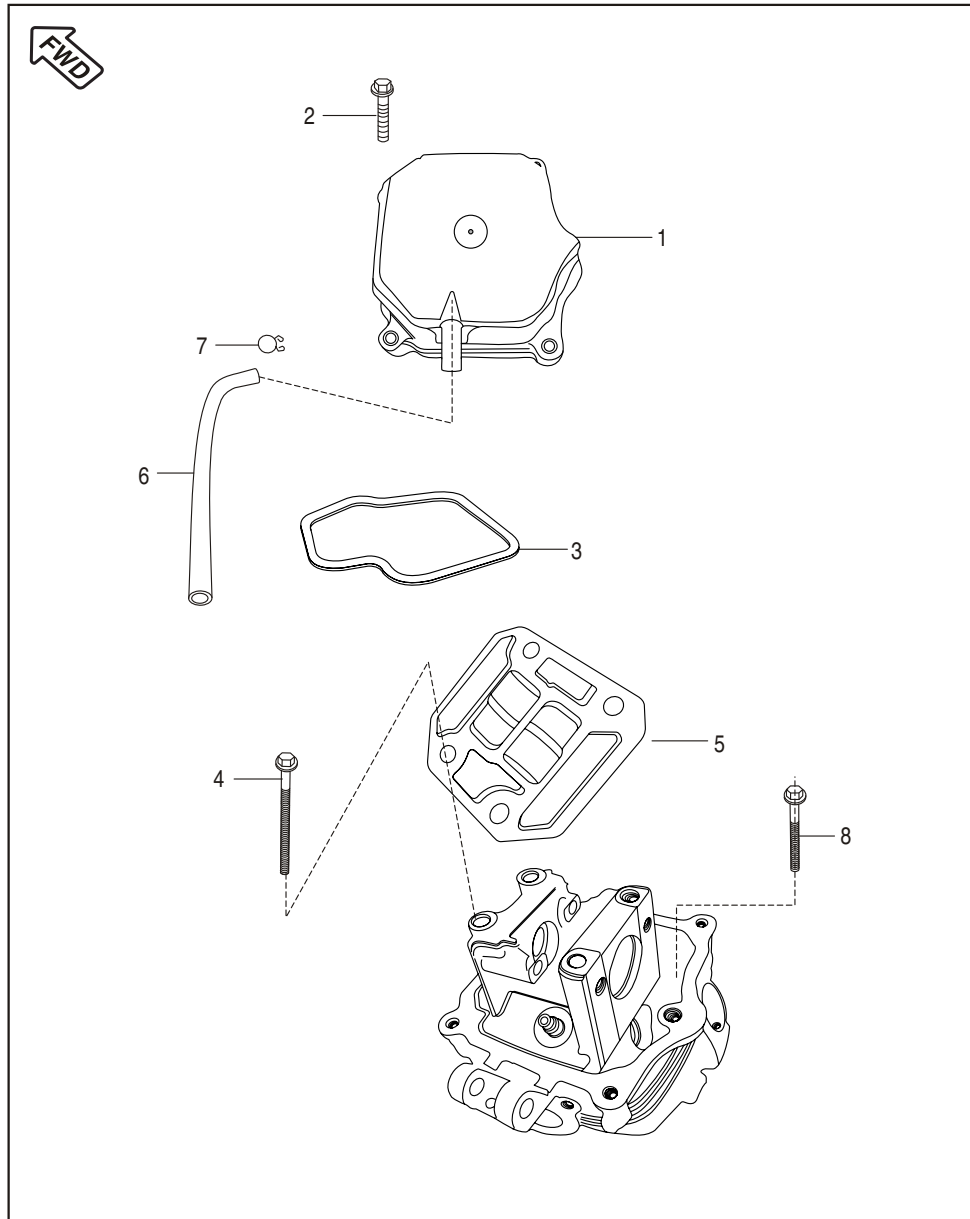


PLATE NO. : 47  
ACCESSORIES / GRAB HANDLE

PAGE NO.  
112

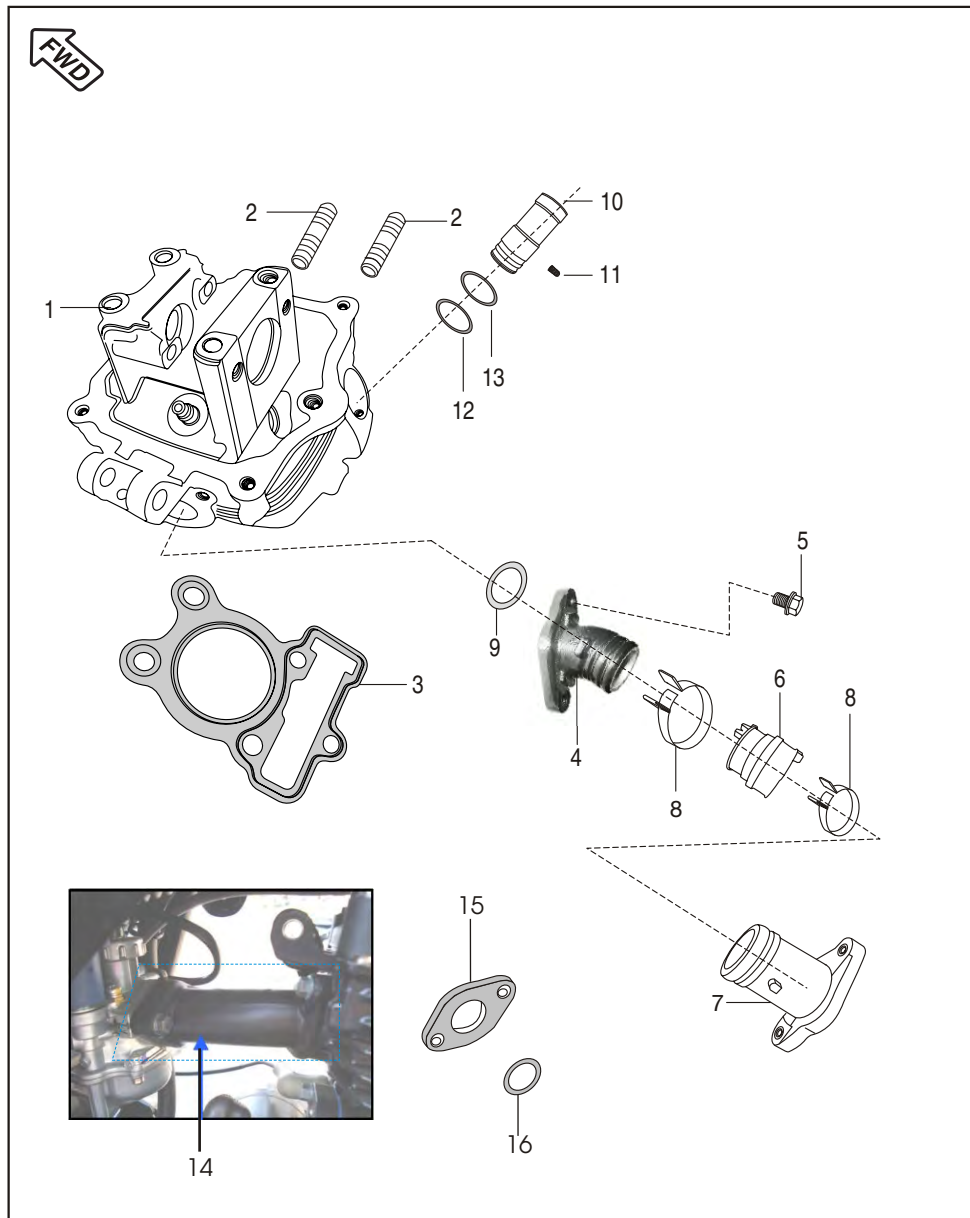


Cover Cylinder Head



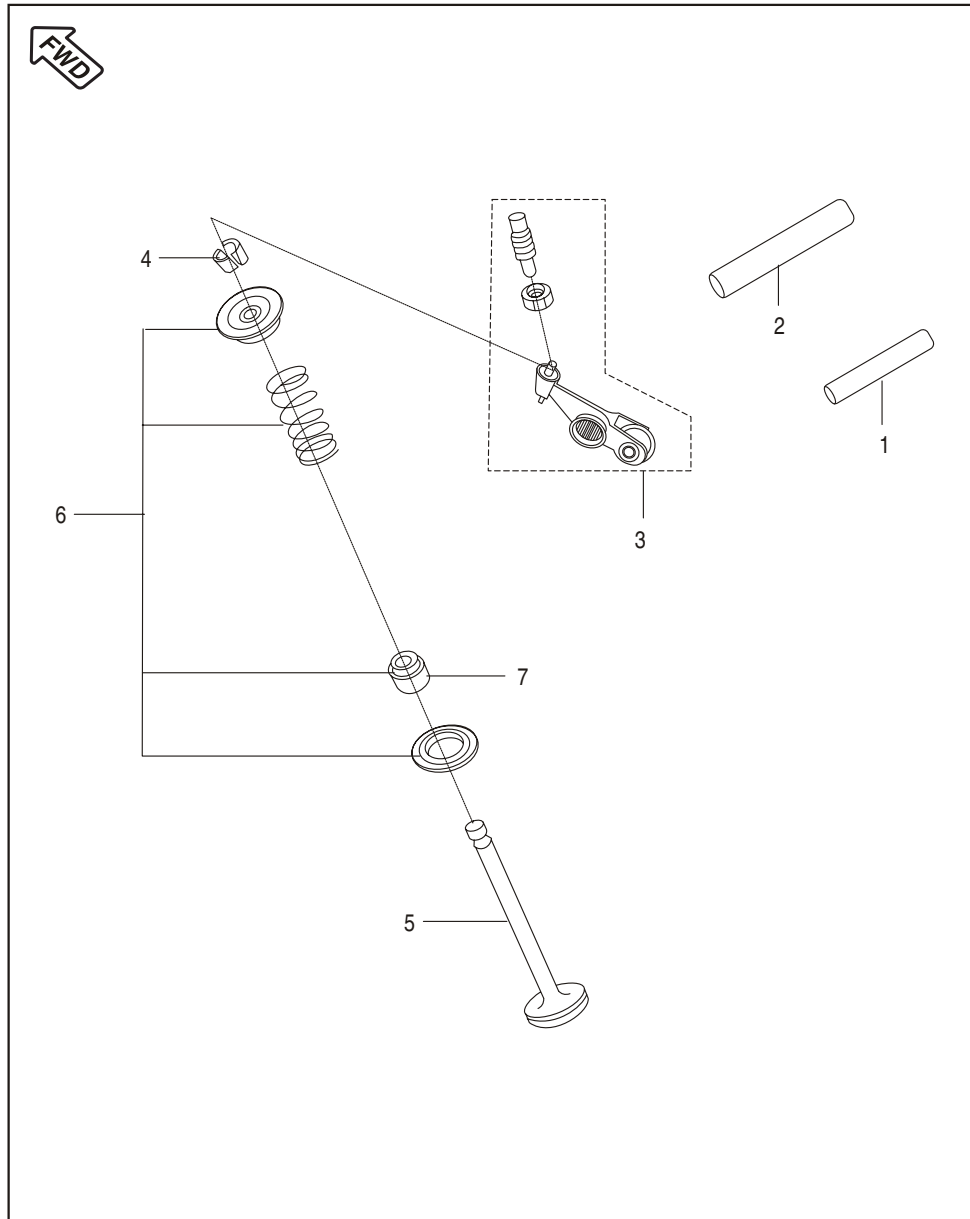
No.	Part No.	Description	KS Drum	ES Drum	Remarks
1	JZ 5110 21	Cover Cylinder Head	1	1	
2	59 0400 38	Bolt Flange	4	4	
3	JD 5110 10	Gasket Head Cover	1	1	
4	JB 5110 11	Bolt Head Mounting	4	4	
5	JZ 5110 20	Plate Cylinder Head	1	1	
6	JZ 5810 04	Hose C' case Breather	1	1	
7	JA 5110 29	Clamp	2	2	
8	JB 5110 15	Flange Bolt	1	1	For head mtg.

Cylinder Head



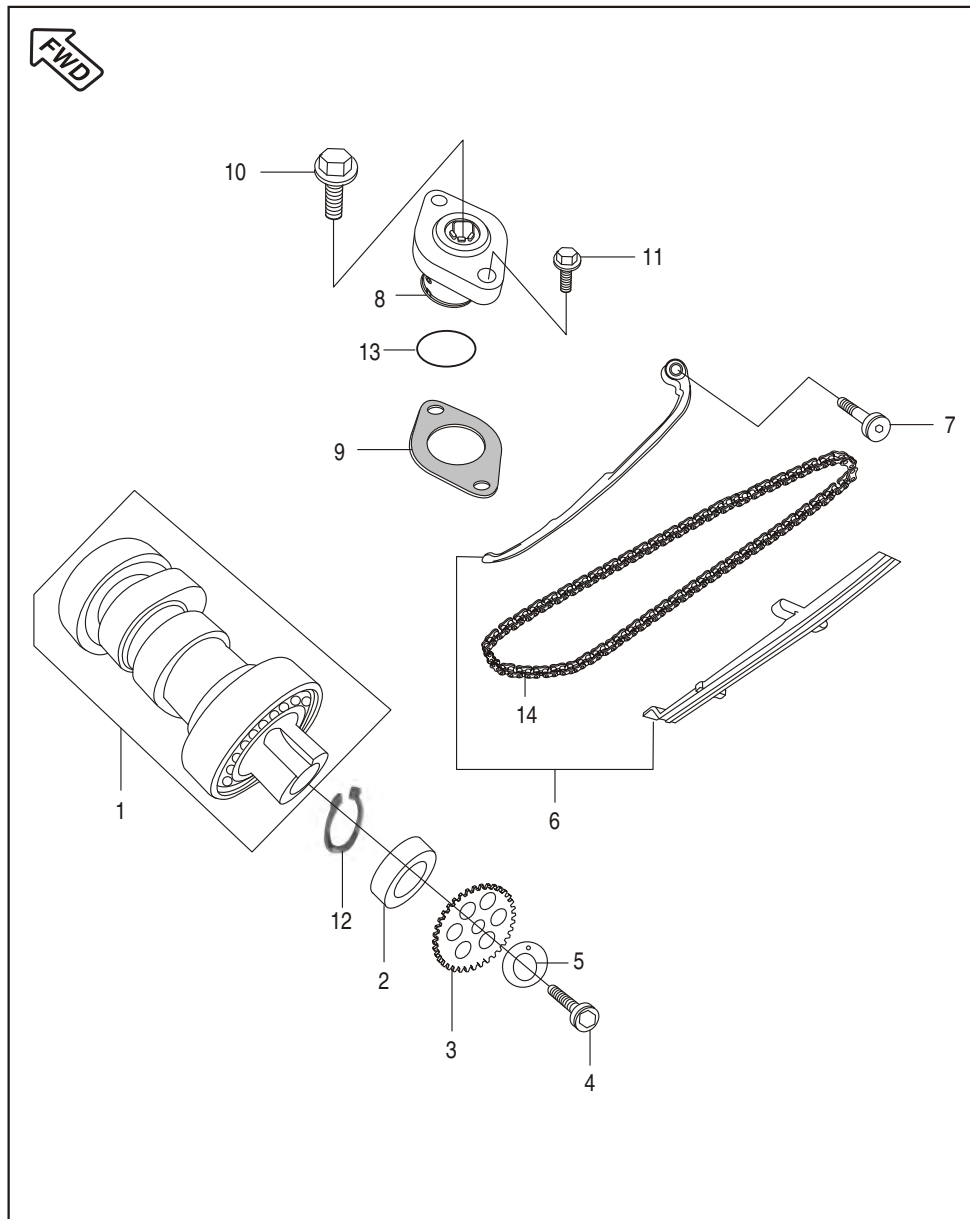
No.	Part No.	Description	KS Drum	ES Drum	Remarks
1	52 JB02 32	Head Cylinder Comp.	1	1	With Studs and valve guide
2	JA 5110 28	Stud	2	2	
3	JB 5110 19	Gasket Cylinder Head	1	1	
4	JZ 5814 01	Manifold PTE-16	1	1	
5	JA 5814 06	Bolt Flange	2	2	
6	JZ 5812 04	Sleeve (Carburettor - Duct Rubber)	1	1	
7	JZ 5812 05	Connector Carb. PTE16	1	1	
8	JA 5812 17	Clamp (39mm)	2	2	
9	39 1283 21	'O' Ring (Intake Pipe)	1	1	
10	JB 5110 18	Sleeve Spark Plug R.H	1	1	
11	39 2608 01	Grub Screw	1	1	
12	39 2629 21	'O' Ring Sleeve	1	1	
13	39 1283 21	'O' Ring Sleeve	1	1	
<b>Single Piece Manifold</b>					
14	JB 5814 04	Intake Manifold	1	1	Ref. Circular A-11
15	JB 5812 71	Insulator Manifold	1	1	Ref. Circular A-11 (2.2.2010)
16	JB 5812 72	'O' Ring Insulator	1	1	Ref. Circular A-11 (2.2.2010)

Valve



No.	Part No.	Description	KS Drum	ES Drum	Remarks
1	JA 5112 10	Shaft Rocker Arm Intake	1	1	(Length 36mm)
2	JA 5112 11	Shaft Rocker Arm Exhaust	1	1	(Length 48mm)
3	JA 5112 04	Rocker Arm with Roller	2	2	
4	DG 1010 29	Cotter Valve (Collet)	4	4	
5	36 PA00 04	Valve Kit	1	1	Refer Page No. 113
6	36 JA00 03	Valve Repair Kit	1	1	Refer Page No. 113
7	39 2017 19	Seal Valve Stem	2	2	

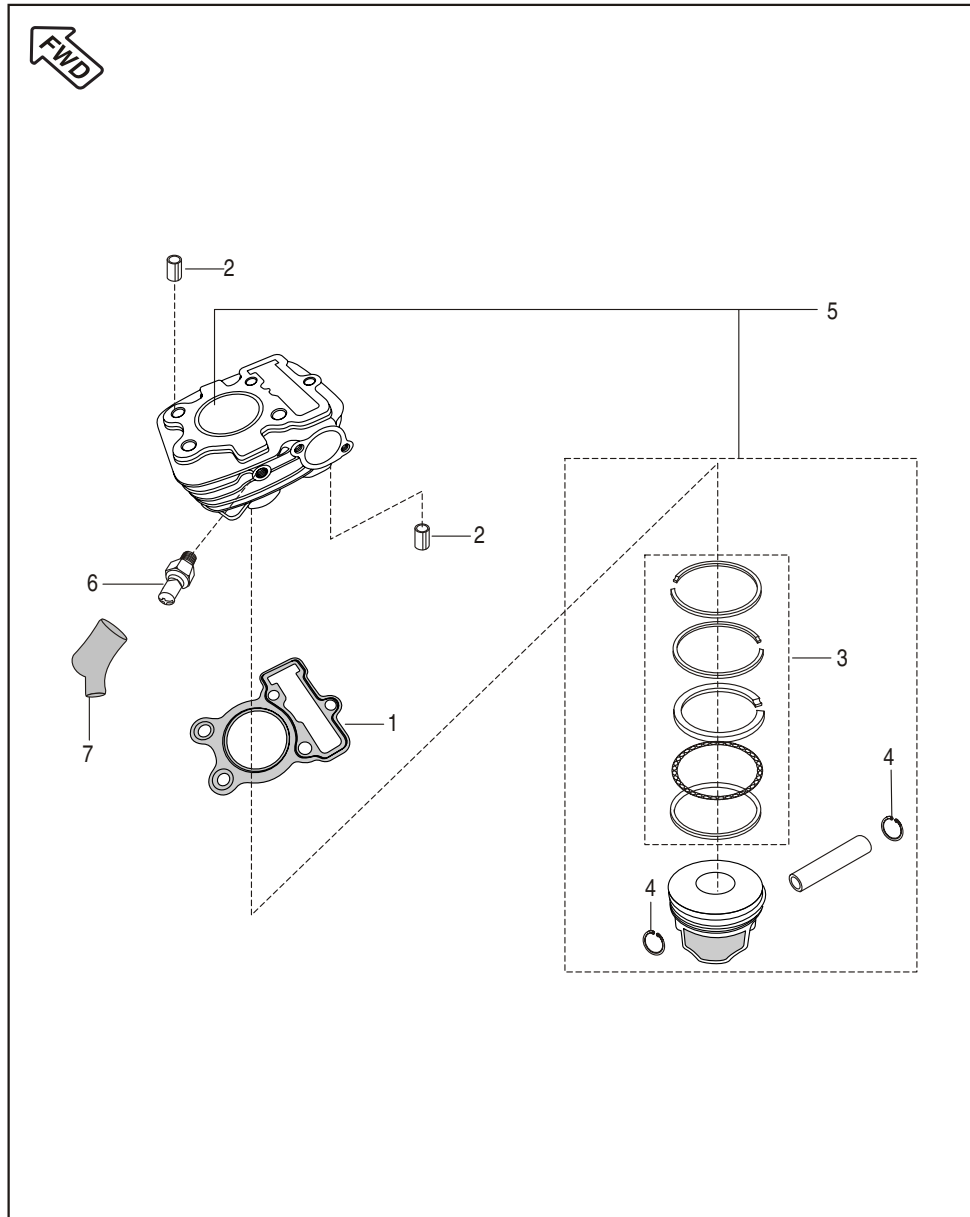
Camshaft / Tensioner



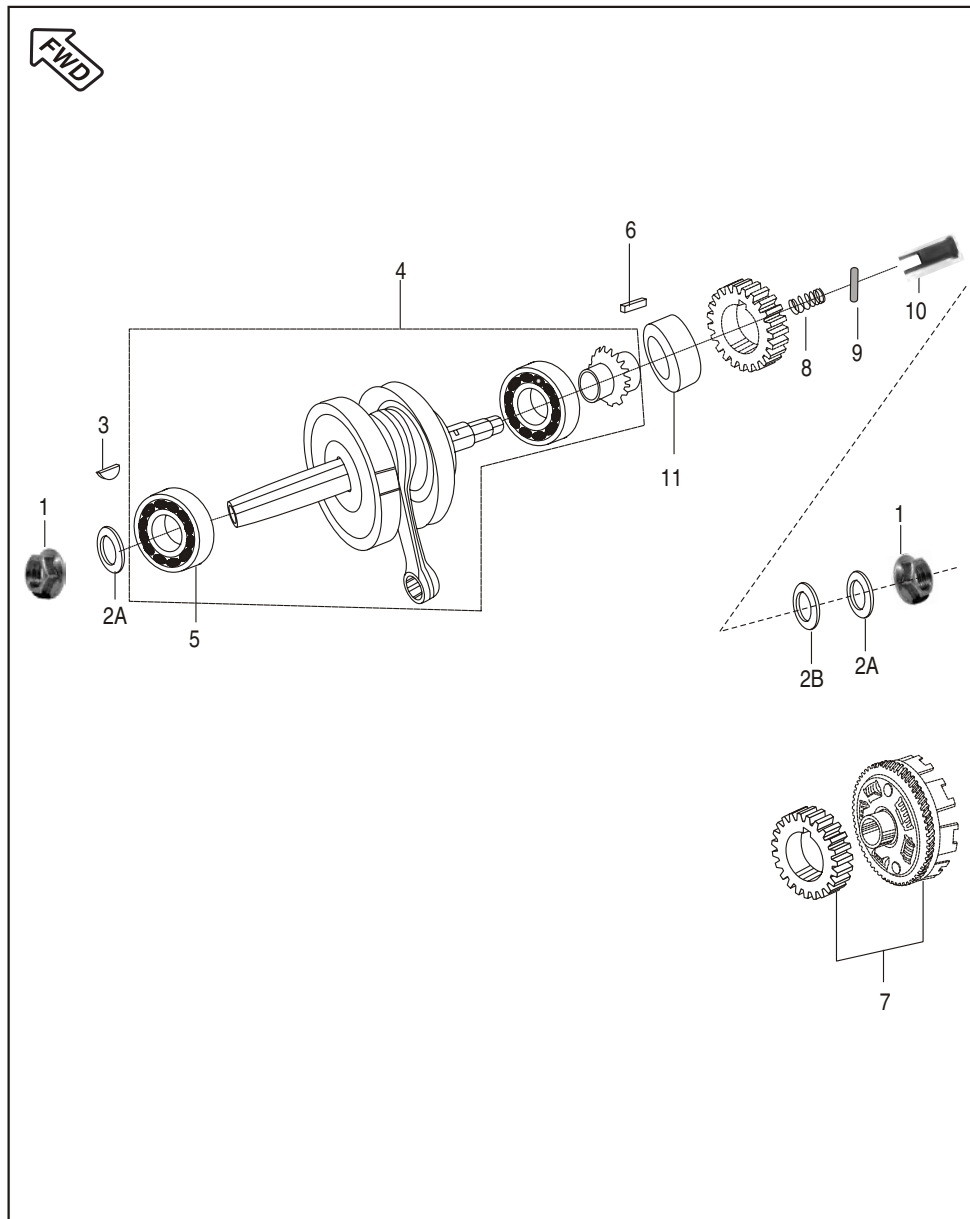
No.	Part No.	Description	KS Drum	ES Drum	Remarks
1	JB 5112 06	Camshaft Complete	1	1	
2	JA 5112 16	Spacer Cam Sprocket	1	1	
3	DS 1012 76	Sprocket Cam Shaft	1	1	
4	DH 1013 87	Precoated Socket Bolt M8 X 20	1	1	
5	DH 1010 48	Special Washer ('O' Washer)	1	1	
6	36 PA00 02	Guide Chain Kit	1	1	Refer Page No. 113
7	DH 1013 92	Bolt Special	1	1	
8	JA 5210 17	Adjuster Assly Chain	1	1	
9	CS 1011 28	Gasket	1	1	
10	JA 5210 18	Bolt	1	1	
11	JA 5210 19	Flange Bolt	2	2	
12	39 0594 17	Circlip for Camshaft	1	1	
13	39 2669 21	'O' Ring (Tensioner)	1	1	
14	JA 5310 11	Cam Chain (92 Link)	1	1	



Cylinder and Piston



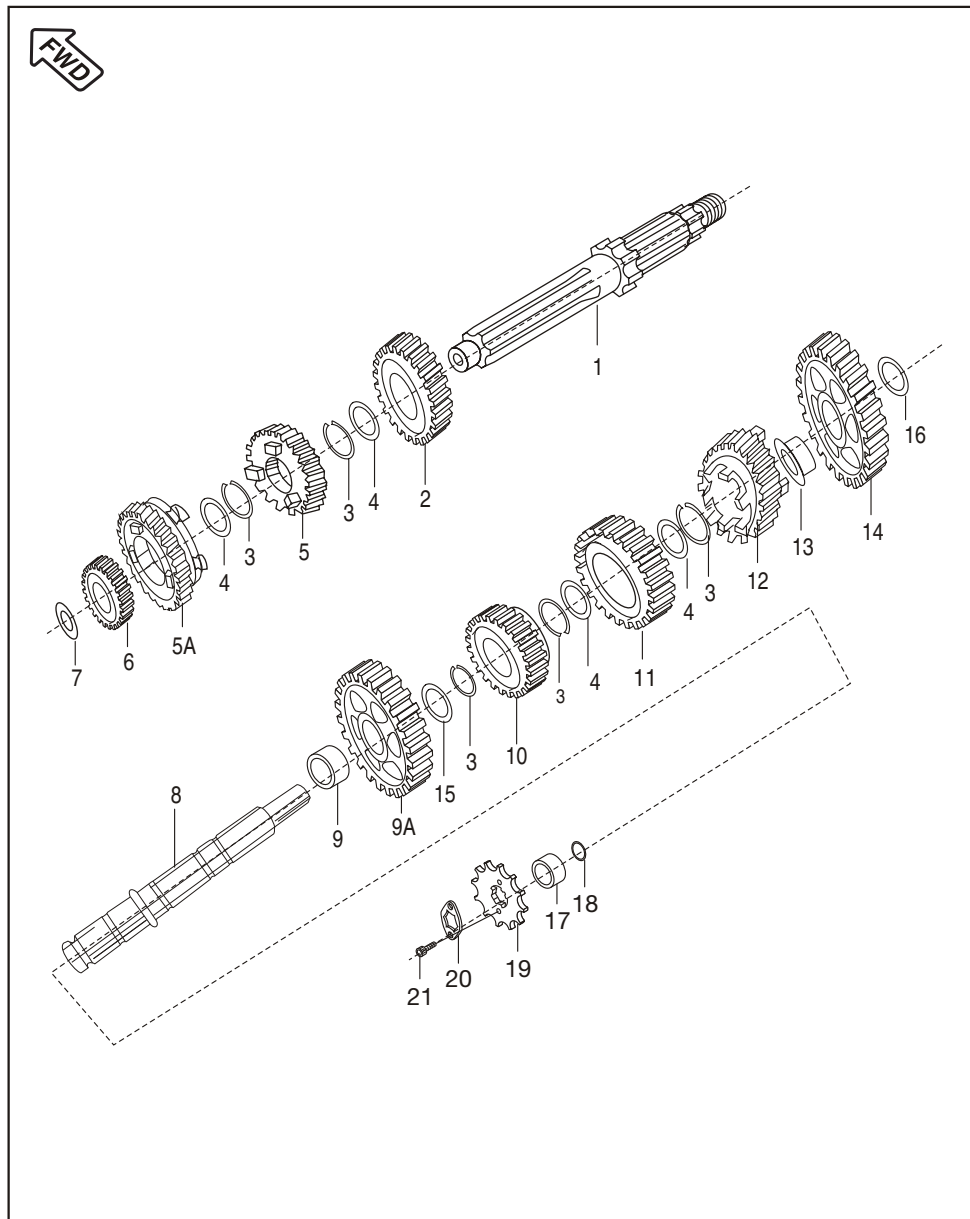
No.	Part No.	Description	KS Drum	ES Drum	Remarks
1	JD 5210 02	Gasket Cylinder	1	1	
2	39 1000 06	Dowel Pin	4	4	
3	36 PA00 03	Piston Ring Set	1	1	Refer Page No. 113
4	JB 5212 11	Wire Circlip	2	2	
5	52 JB02 31	Cylinder Block / Piston Assly.	1	1	Molycoat Piston
6	JW 3514 00	Thermal Sensor	1	1	
7	JB 4022 02	Grommet for Thermal Sensor	1	1	



Crankshaft

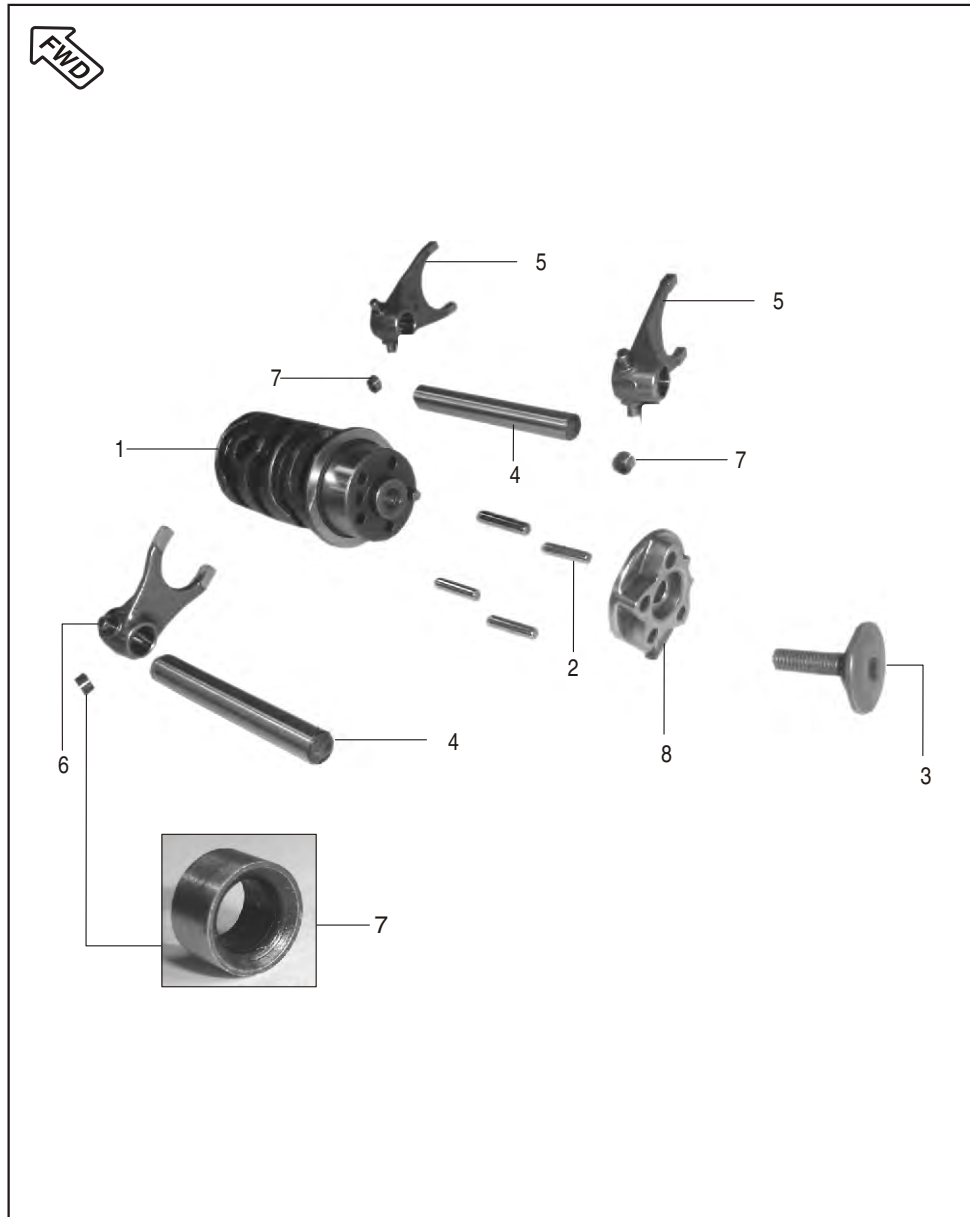
No.	Part No.	Description	KS Drum	ES Drum	Remarks
1	59 1500 14	Flange Nut	1	2	
2A	59 1200 03	Belleville Washer	1	2	
2B	59 1100 08	Plain Washer	1	1	
3	31 1011 73	Woodruff Key	1	1	
4	JB 5310 18	Crank Shaft Assly.	1	1	
5	39 1864 20	Ball Bearing	1	1	
6	DS 1011 54	Parallel Key	1	1	
7	36 PA00 06	Set Primary Drive / Driven	1	1	Refer Page No. 115
8	JA 531012	Spring	1	1	
9	JA 5310 15	Parallel Pin	1	1	
10	JB 5310 21	Plunger Oil	1	1	
11	JD 5310 04	Spacer Crank shaft Clutch Side	1	1	

Transmission



No.	Part No.	Description	KS Drum	ES Drum	Remarks
1	JD 5510 00	Shaft Input Transmission	1	1	
	JZ 5510 10	Shaft Input Transmission	1	1	Shaft Input Transmission
2	JD 5512 07	Gear 4th Drive	1	1	
	JZ 5512 02	Gear 4th Drive	1	1	Shaft Input Transmission
3	39 0987 17	Ring Snap	5	5	
4	JA 5510 02	Spline Washer	4	4	
5	JD 5512 06	Gear 3rd Drive	1	1	
	JZ 5512 01	Gear 3rd Drive	1	1	* from Eng. no. BUA40423
5A	JD 5512 05	Gear 5th Drive	1	1	
	JZ 5512 13	Gear 5th Drive	1	1	* from Eng. no. BUA40423
6	JD 5512 01	Gear 2nd Drive	1	1	
	JZ 5512 00	Gear 2nd Drive	1	1	* from Eng. no. BUA40423
7	JA 5510 04	Washer Thrust 2nd Drive	1	1	
8	JD 5510 02	Shaft Output Transmission	1	1	
	JV 5510 02	Shaft Output Transmission	1	1	Ref. Cir. IB-12 (wef Jul.10)
	JZ 5510 08	Shaft Output Transmission	1	1	* from Eng. no. BUA40423
9	JD 5512 08	Bush 2nd Driven	1	1	
	JZ 5512 10	Bush 2nd Driven	1	1	* from Eng. no. BUA40423
9A	JD 5512 02	Gear 2nd Driven	1	1	
	JZ 5512 06	Gear 2nd Driven	1	1	* from Eng. no. BUA40423
10	JD 5512 03	Gear 5th Driven	1	1	
	JZ 5512 11	Gear 5th Driven	1	1	* from Eng. no. BUA40423
11	JD 5512 04	Gear 3rd Driven	1	1	
	JZ 5512 12	Gear 3rd Driven	1	1	* from Eng. no. BUA40423
12	JD 5512 00	Gear 4th Driven	1	1	
	JZ 5512 08	Gear 4th Driven	1	1	* from Eng. no. BUA40423
13	JA 5510 07	Bush 1st Driven	1	1	
	JZ 5512 05	Bush 1st Driven	1	1	Ref. Cir. IB-12
14	JA 5512 06	Gear 1st Driven	1	1	
	JZ 5512 04	Gear 1st Driven	1	1	Ref. Cir. IB-12
15	JD 5512 09	Spline Washer	1	1	
16	JA 5510 08	Washer Thrust 1st Driven	1	1	
17	JA 5510 09	Collar Sprocket Drive	1	1	
18	59 2100 24	'O' Ring Collar Sprocket	1	1	
19	JB 5510 00	Sprocket Drive (Allen Bolt)	1	1	
20	DU 1012 13	Plate Lock Sprocket	1	1	
21	39 1981 04	Socket Head Bolt	2	2	

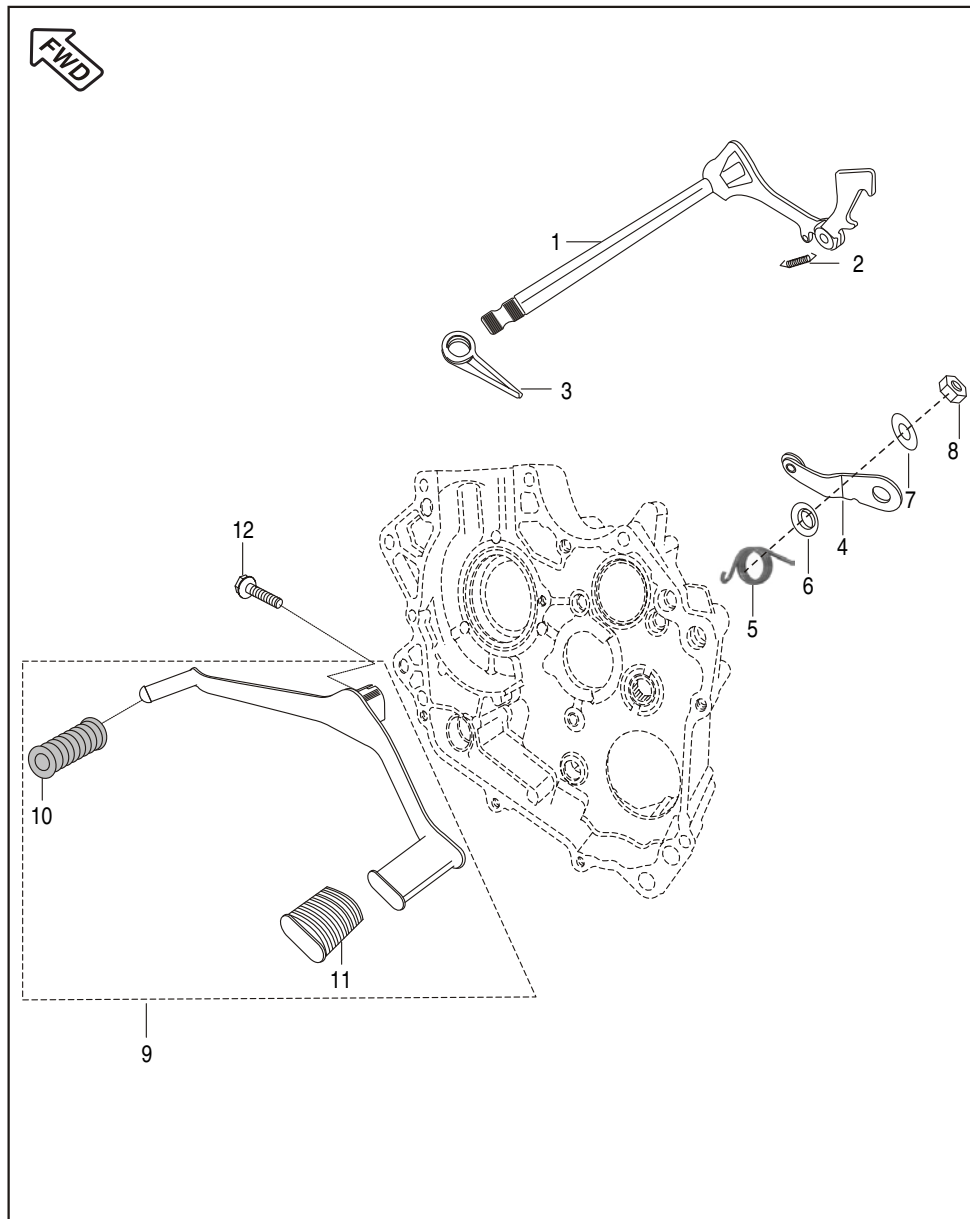
Change Drum / Shift Fork



No.	Part No.	Description	KS Drum	ES Drum	Remarks
1	JW 5610 00	Drum Complete Gear Shift	1	1	
	JZ 5610 00	Drum Complete Gear Shift	1	1	* from Eng.no. BUA40423
2	39 0992 06	Dowel (Pin Drum Change)	4	4	
3	JD 5610 11	Special Bolt	1	1	
4	JD 5610 06	Shaft Gear Shift Fork	2	2	
5	JB 5610 01	Fork Gear Shift Output	2	2	
6	JB 5610 00	Fork Gear Shift Input	1	1	
	JZ 5610 02	Fork Gear Shift Input	1	1	* from Eng.no. BUA40423
7	DK 1011 35	Bush (Fork Shift)	3	3	
8	JD 5610 02	Cam Drum Change	1	1	

**Note :** \* The Gear Transmission components are changed in view of commonisation with other models. This is implemented from Eng. No. BUA40423 (Ref. Circular IB-15) These are not interchangeable with old vehicles.

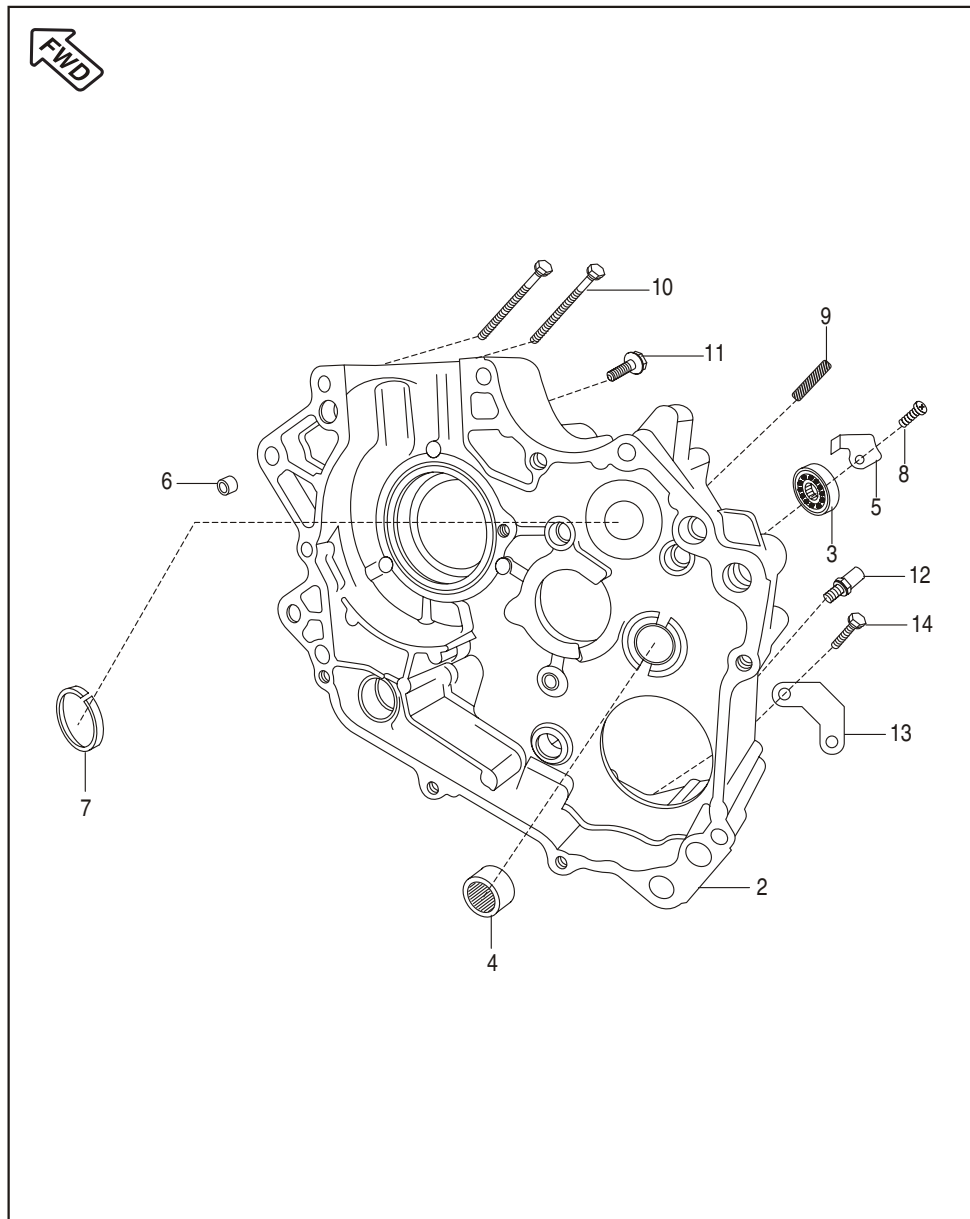
Gear Change Mechanism



No.	Part No.	Description	KS Drum	ES Drum	Remarks
1	JW 5612 05	Lever Complete Gear Shift	1	1	
2	JW 5612 06	Extension Spring	1	1	
3	JW 5612 08	Spring Gear Shift Return	1	1	
4	JD 5612 03	Inhibitor Complete Gear Shift	1	1	
5	JD 5612 04	Spring Inhibitor	1	1	
6	JA 5612 09	Step Washer (Collar)	1	1	
7	39 2704 11	Plain Washer	1	1	
8	39 0817 15	Nut	1	1	
9	JA 5614 00	Lever Complete Gear Shifter (Gear Pedal)	1	1	With Rubber Damper
10	DH 1015 09	Damper	1	1	
11	DG 1013 39	Damper	1	1	
12	JA 5612 11	Flange Bolt	1	1	

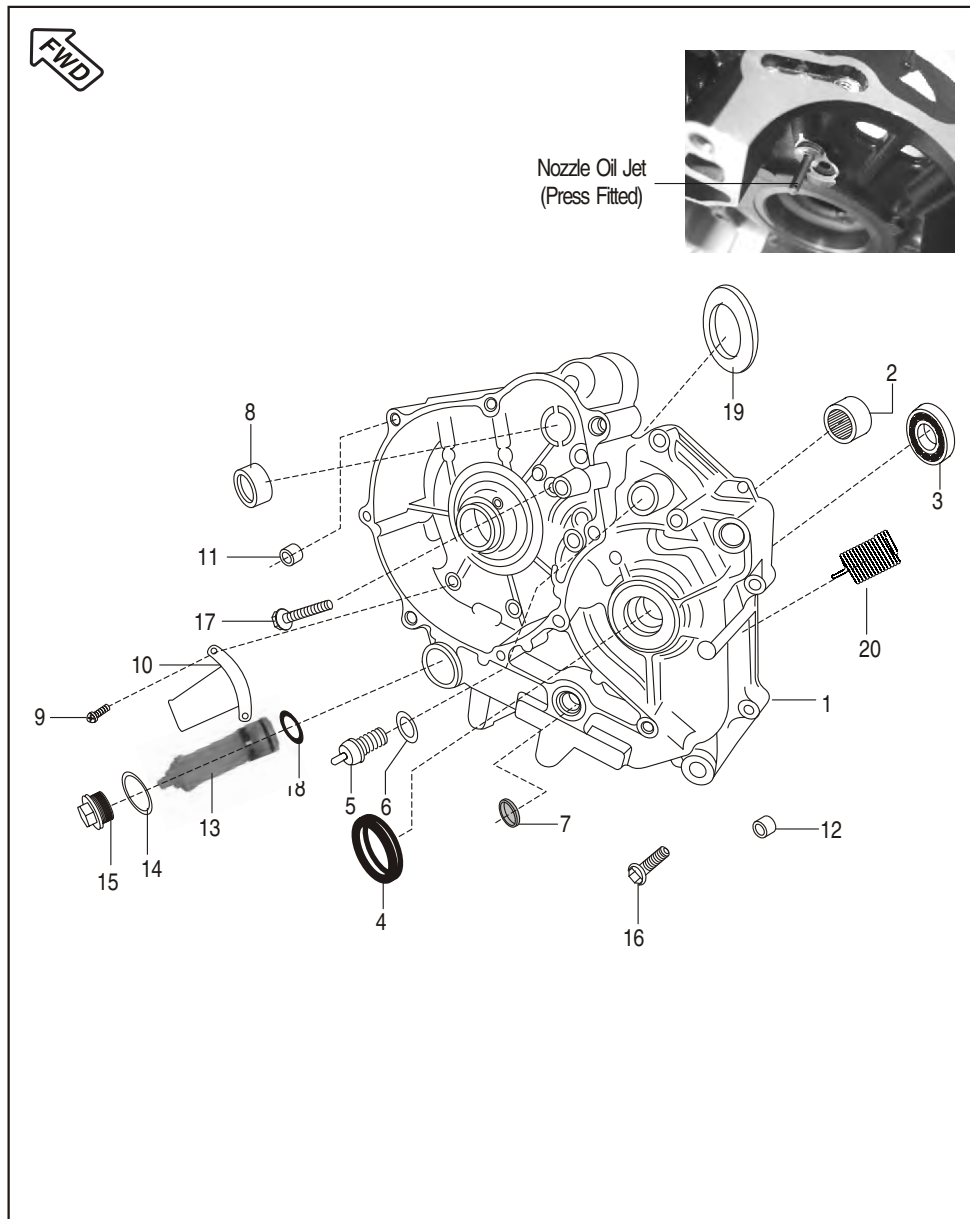


Engine Assembly / Crankcase RH



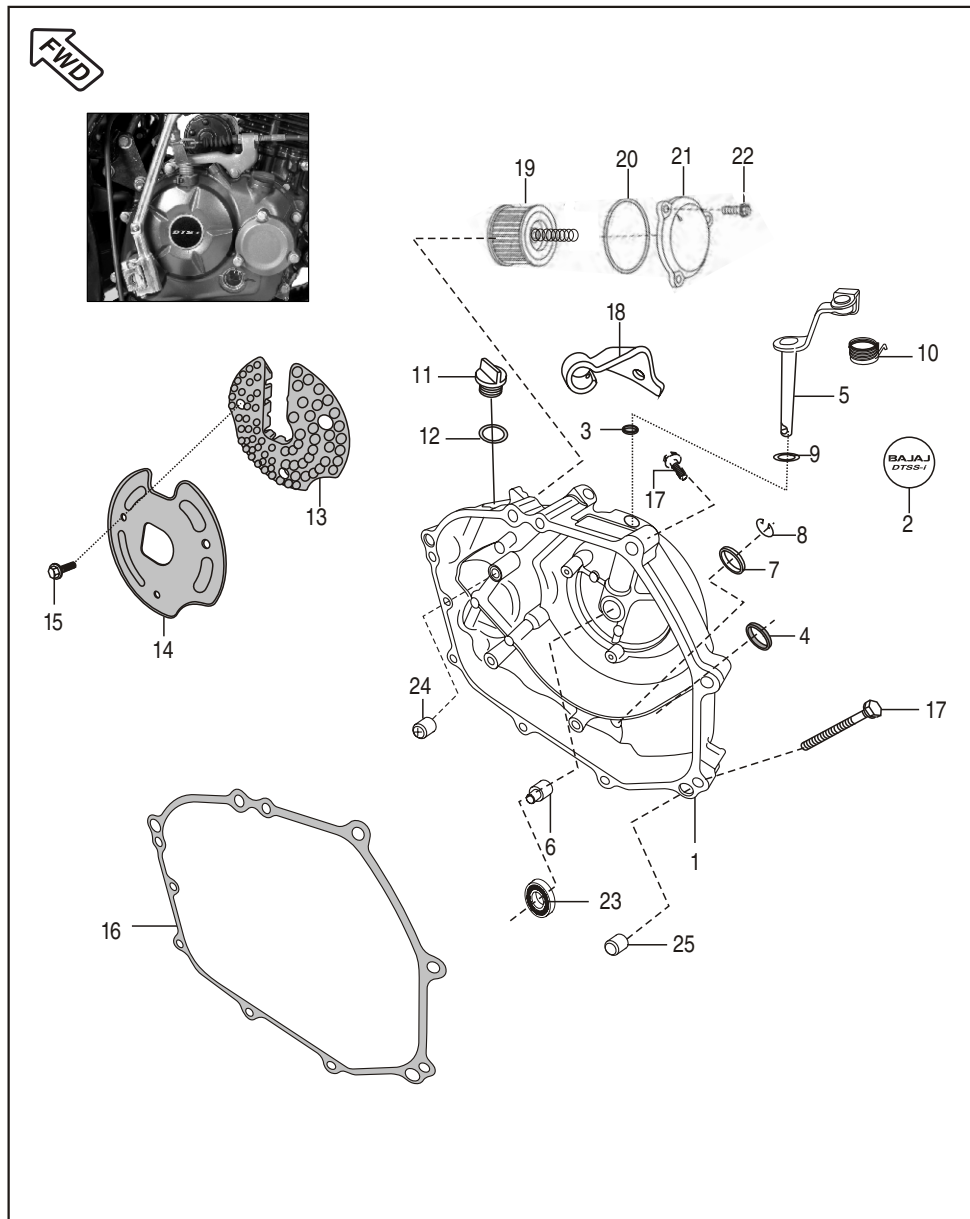
No.	Part No.	Description	KS Drum	ES Drum	Remarks
1	JB 5010 02	Engine Assly.	--	1	N.I.
	JB 5010 03	Engine Assly.	1	-	N.I.
2	52 JB02 30	Crankcase Clutch Side	1	1	NRB+Bush+Stud
3	59 2000 36	Bearing Ball	1	1	For I/P Shaft.
4	JA 5410 11	Needle Roller Bearing	1	1	For O/P Shaft.
5	JA 5410 10	Stopper Plate	1	1	
6	39 1000 06	Dowel Pin	2	2	
7	DU 1010 85	Bushing	1	1	
8	39 0746 01	Screw	1	1	
9	JA 5410 15	Stud Inhibitor Mounting	1	1	
10	JA 5412 35	Bolt	2	2	Crankcase Mtg.
11	59 0400 38	Bolt Flange	1	1	Crankcase Mtg.
12	52 JA00 29	Bolt Precoated	1	1	
13	JA 5410 12	Guide Kick	1	1	
14	39 1964 04	Hexagon Bolt	2	2	

Crankcase LH



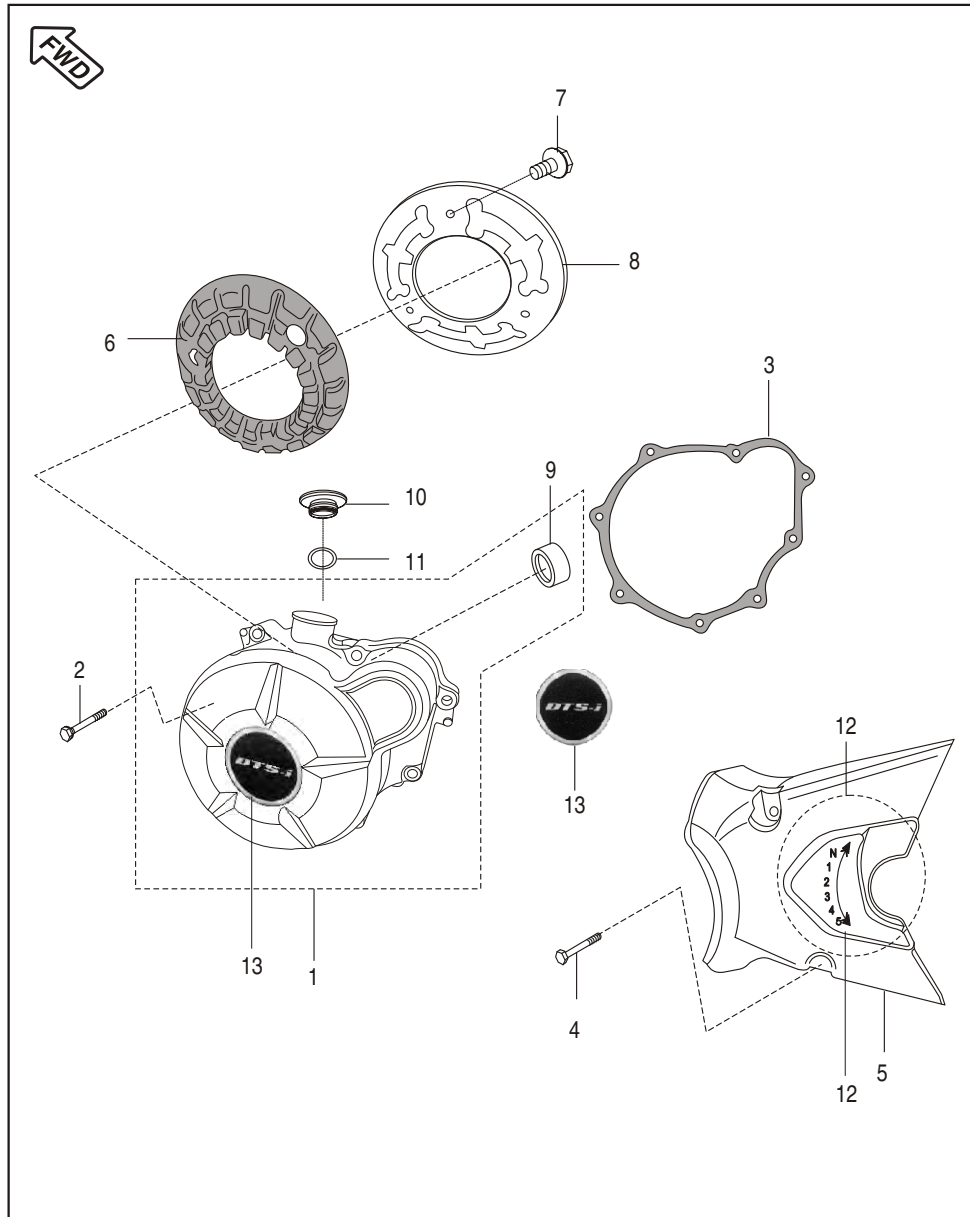
No.	Part No.	Description	KS Drum	ES Drum	Remarks
1	52 JB02 33	Crankcase Mag. Side	--	1	NRB + Bush+
	52 JB02 29	Crankcase Mag. Side	1	-	Nozzle Oil Jet
2	39 2562 20	Needle Roller Bearing	1	1	
3	59 2000 36	Ball Bearing	1	1	
4	39 1715 19	Seal Oil	1	1	Output Shaft
5	31 2010 81	Neutral Switch	1	1	
6	DH 1017 84	Gasket Neutral Switch	1	1	
7	39 2190 19	Oil Seal	1	1	Shifter Shaft
8	JA 5410 05	Bush Starter Clutch	1	1	Starter Clutch
9	39 0747 01	Pan Head Screw	2	2	
10	JA 5410 34	Stopper Gear Starter Clutch	1	1	
11	39 1000 06	Hollow Dowel Pin	2	2	
12	39 0999 06	Hollow Dowel Pin	2	2	
13	JA 5410 19	Mesh Filter Oil strainer	1	1	
14	59 2100 23	'O' Ring Cap Strainer	1	1	
15	JA 5410 21	Cap Strainer	1	1	
16	59 0400 38	Bolt Flange	6	6	Crankcase Mtg.
17	39 1759 04	Bolt	1	1	Crankcase Mtg.
18	JA 5410 20	'O' Ring Mesh Filter Oil Strainer	1	1	
19	JA 5410 27	Damper	1	1	
20	DH 1011 25	Spring Kick Start Return	1	1	

Cover RH

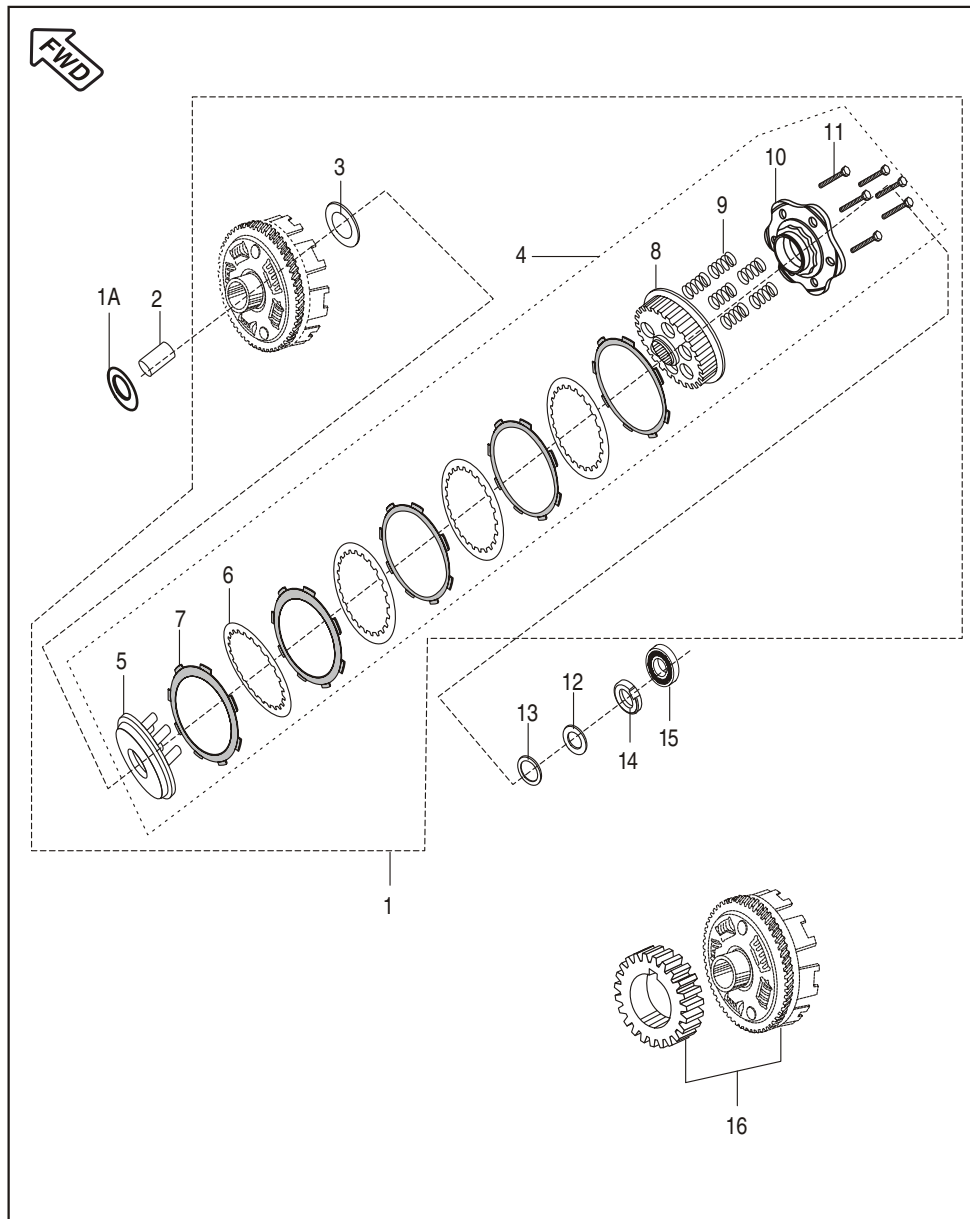


No.	Part No.	Description	KS Drum	ES Drum	Remarks
1	52 JB02 34	Clutch Cover	1	1	
	36 JB00 23	Clutch Cover Flower Type	1	1	Ref. Cir. A-17 (Aug.10)
2	JE 5412 11	Decal Clutch Cover	1	1	
3	39 1041 19	Oil Seal Clutch Lever	1	1	
4	30 1011 42	Oil Seal (Kick Shaft)	1	1	
5	JW 5410 05	Shaft Clutch Release	1	1	
6	DP 1012 69	Rod Push	1	1	
7	DG 1014 18	Gauge	1	1	Oil Level Check
8	DS 1012 15	Wire Circlip	1	1	
9	JA 5412 36	Plain Washer	1	1	
10	JA 5412 37	Spring Torsion Clutch Lever	1	1	
11	JA 5412 11	Cap Oil Filler	1	1	
12	JA 5412 25	'O' Ring Cap Oil Filler	1	1	
13	JA 5412 15	Damper	1	1	Old
	JE 5412 09	Damper Flower Type	1	1	New from Aug. 2010
14	JA 5412 16	Plate Damper	1	1	
15	39 2208 04	Bolt Flange	3	3	
16	JA 5412 12	Gasket Clutch Cover	1	1	
17	59 0400 38	Bolt Flange	8	8	Clutch Cover to Crankcase Mtg
18	JW 5410 00	Bracket Clutch Cable	1	1	
19	DD 1211 81	Oil Filter Element	1	1	
20	39 1671 21	'O' Ring	1	1	
21	JA 5412 19	Cap Filter	1	1	Old
	JZ 5412 14	Cap Filter	1	1	New From Aug.2010
22	JA 5210 19	Bolt Flange	3	3	
23	39 1001 20	Bearing Push Rod	1	1	
24	JB 5412 01	Jet Clutch Cover	1	1	
25	39 0999 06	Pin Hollow Dowel	2	2	

Cover Magneto



No.	Part No.	Description	KS Drum	ES Drum	Remarks
1	JA 5412 41	Cover Magneto	--	1	
	36 JZ0015	Cover Magneto Flower Type	--	1	Ref. Cir. A-17 27.10.2010
	JP 5412 05	Cover Magneto	1	--	
2	JA 5410 44	Bolt Flange	8	8	
3	JA 5412 05	Gasket Magneto Cover	--	1	
	JP 5412 08	Gasket Magneto Cover	1	--	
4	59 0400 38	Bolt	2	2	
5	JZ 5412 02	Cover LH Rear Complete	--	1	
	JZ 5412 03	Cover LH Rear Complete	1	--	
6	JA 5412 20	Damper Cover LH	1	1	Old
	JE 5412 10	Damper Cover LH	1	1	New 27.10.2010
7	39 2208 04	Flanged Bolt	3	3	
8	JA 5412 21	Plate Damper Cover LH	1	1	
9	JA 5410 05	Bush	1	1	For Drive Gear Assly
10	JA 5412 33	Threaded Cap TDC Finder	1	1	
11	30 1011 95	'O' Ring	1	1	
12	JW 2330 00	Gear Shift Lable	1	1	
13	JE 5412 12	Decal Magneto Cover (DTS-i)	1	1	

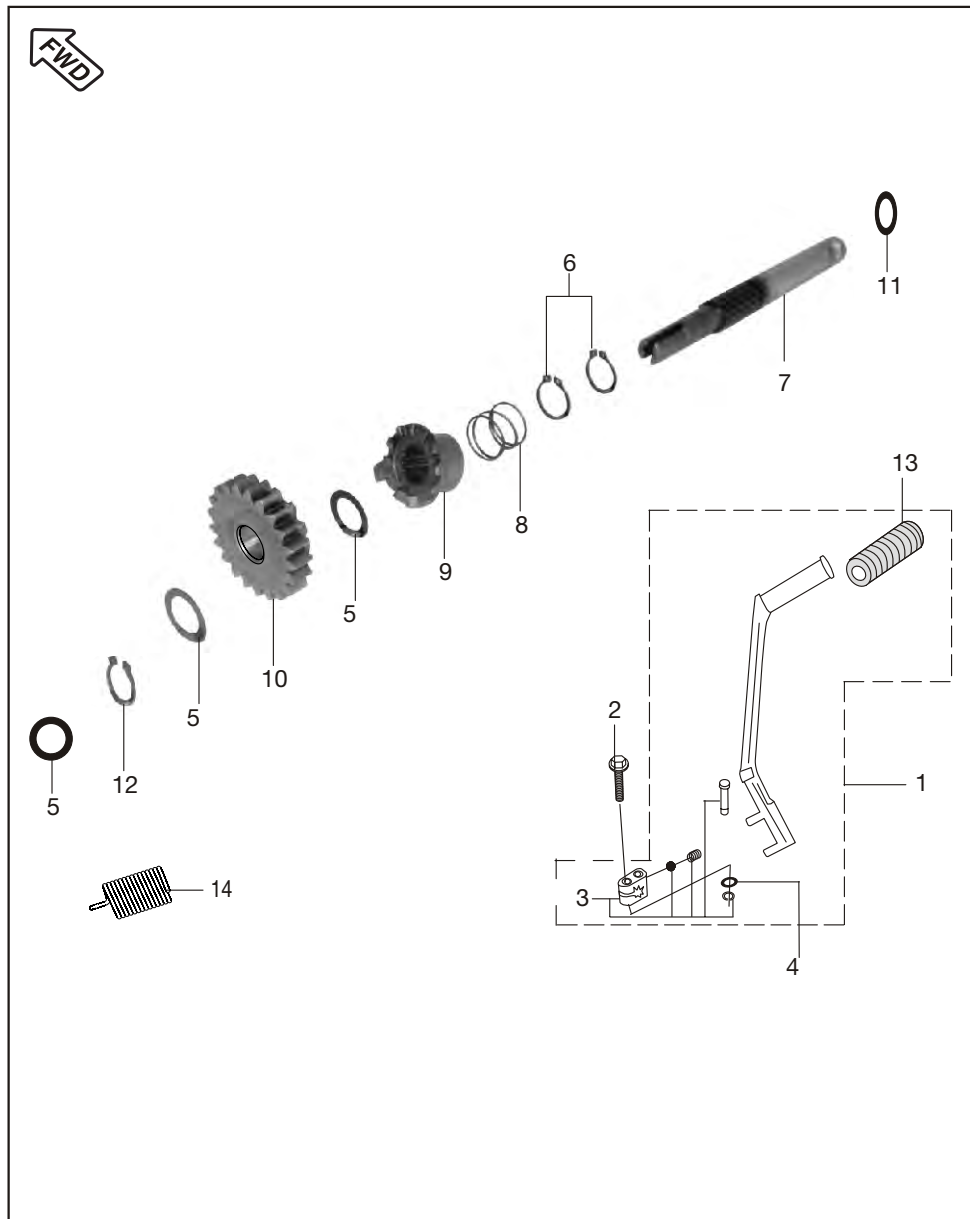


Clutch

No.	Part No.	Description	KS Drum	ES Drum	Remarks
1	JB 5514 00	Clutch Assly Complete	1	1	
1A	JD 5514 00	Spacer Clutch Assly	1	1	'JD' Mark for I.D.
2	JA 5514 06	Collar Clutch	1	1	
3	39 2600 11	Washer	1	1	
4	JB 5514 04	Clutch Plate Assly	1	1	
5	JB 5514 08	Wheel Clutch	1	1	
6	30 1010 96	Plate Clutch	4	4	
7	DD 1014 80	Plate Friction	5	5	(45 Segments)
8	JB 5514 11	Hub Clutch	1	1	
9	28 1012 14	Compression Spring	6	6	
10	JB 5514 06	Holder Clutch	1	1	
11	39 0980 04	Bolt Flange	6	6	
12	JA 5514 16	Belleville Washer	1	1	
13	JA 5514 20	Plain Washer	1	1	
14	52 JA00 28	Nut Special	1	1	L.H. Threads
15	39 1001 20	Bearing Clutch Lifter	1	1	
16	36 PA00 06	Set Primary Drive & Driven	1	1	Refer Page No. 115

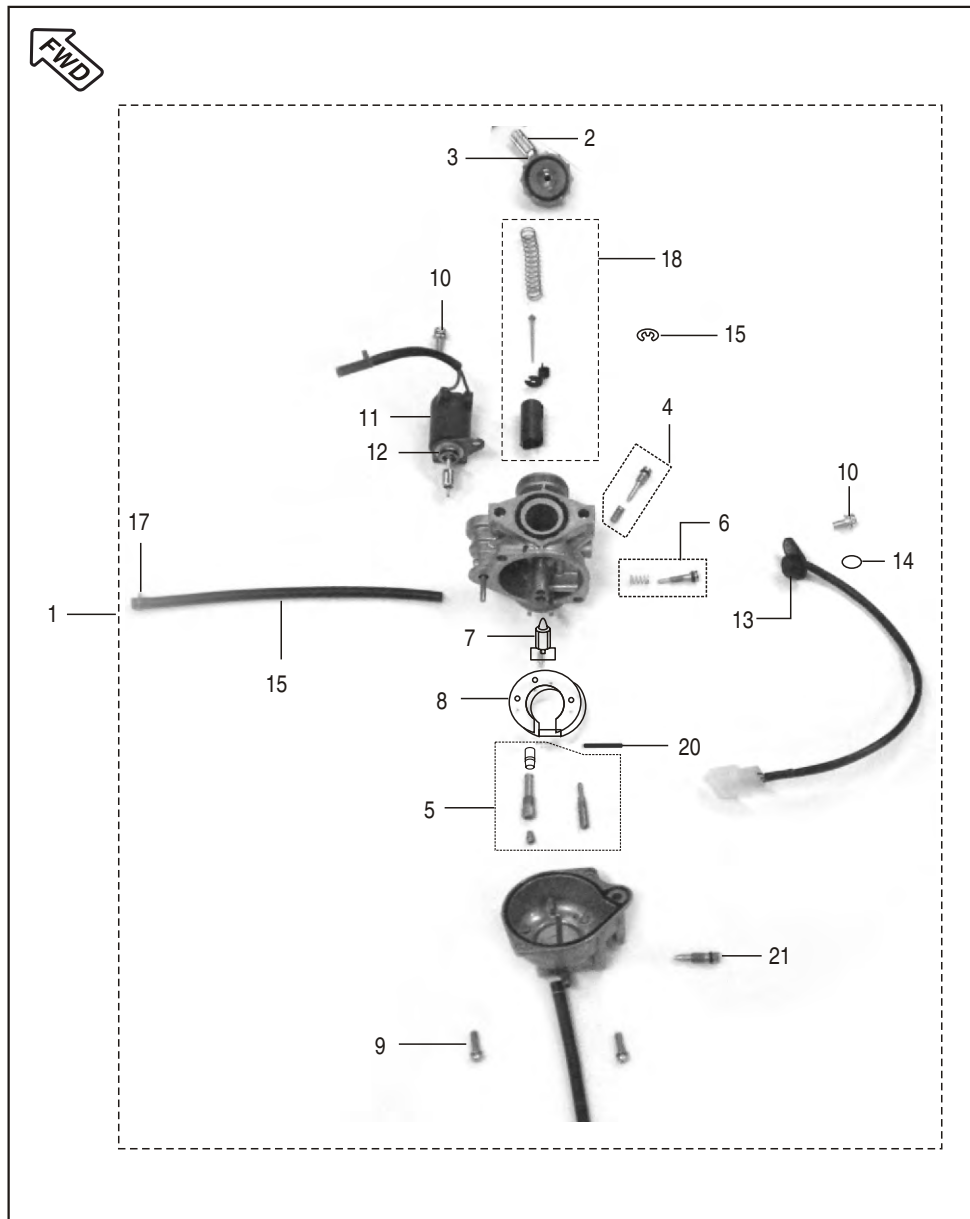


Kick Starter Mechanism



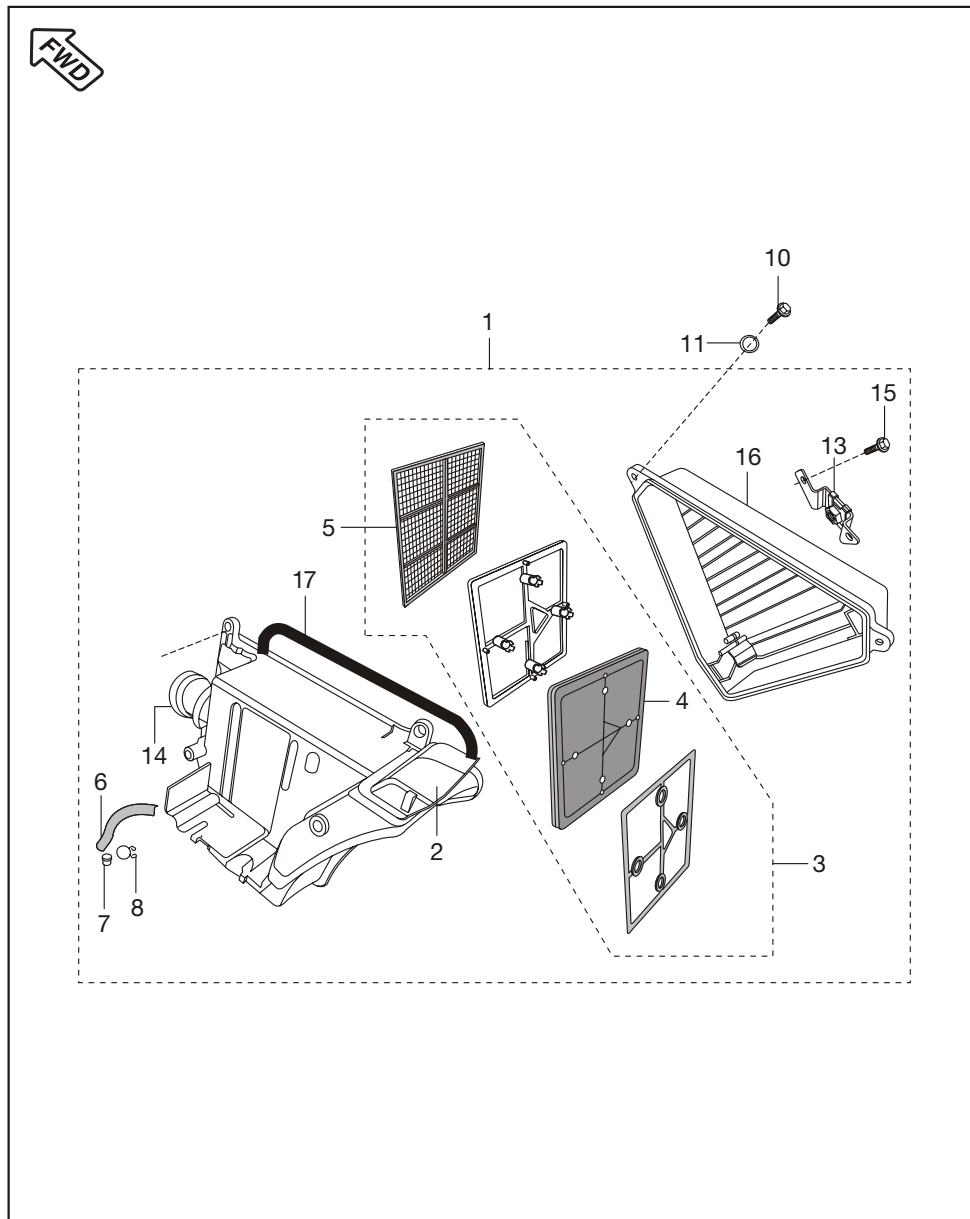
No.	Part No.	Description	KS Drum	ES Drum	Remarks
1	JA 6212 01	Lever Assly Kick	1	1	Refer Page No. 113
2	JA 6212 06	Bolt Special	1	1	
3	36 DU10 07	Boss Kick Set	1	1	
4	22 1502 41	Plain Washer	1	1	
5	39 0993 11	Plain Washer Small	3	3	
6	39 0738 17	Circlip Shaft	2	2	
7	JD 6210 01	Shaft Kick	1	1	
8	DS 1011 17	Spring Kick Starter	1	1	
9	JA 6210 02	Ratchet	1	1	
10	JB 6210 03	Gear Spur Kick Starter	1	1	
11	JA 6210 06	Washer Thrust	1	1	
12	39 2408 17	Circlip	1	1	
13	DD 1010 97	Kick Rubber	1	1	
14	DH 1011 25	Spring Kick Starter Return	1	1	

Carburettor



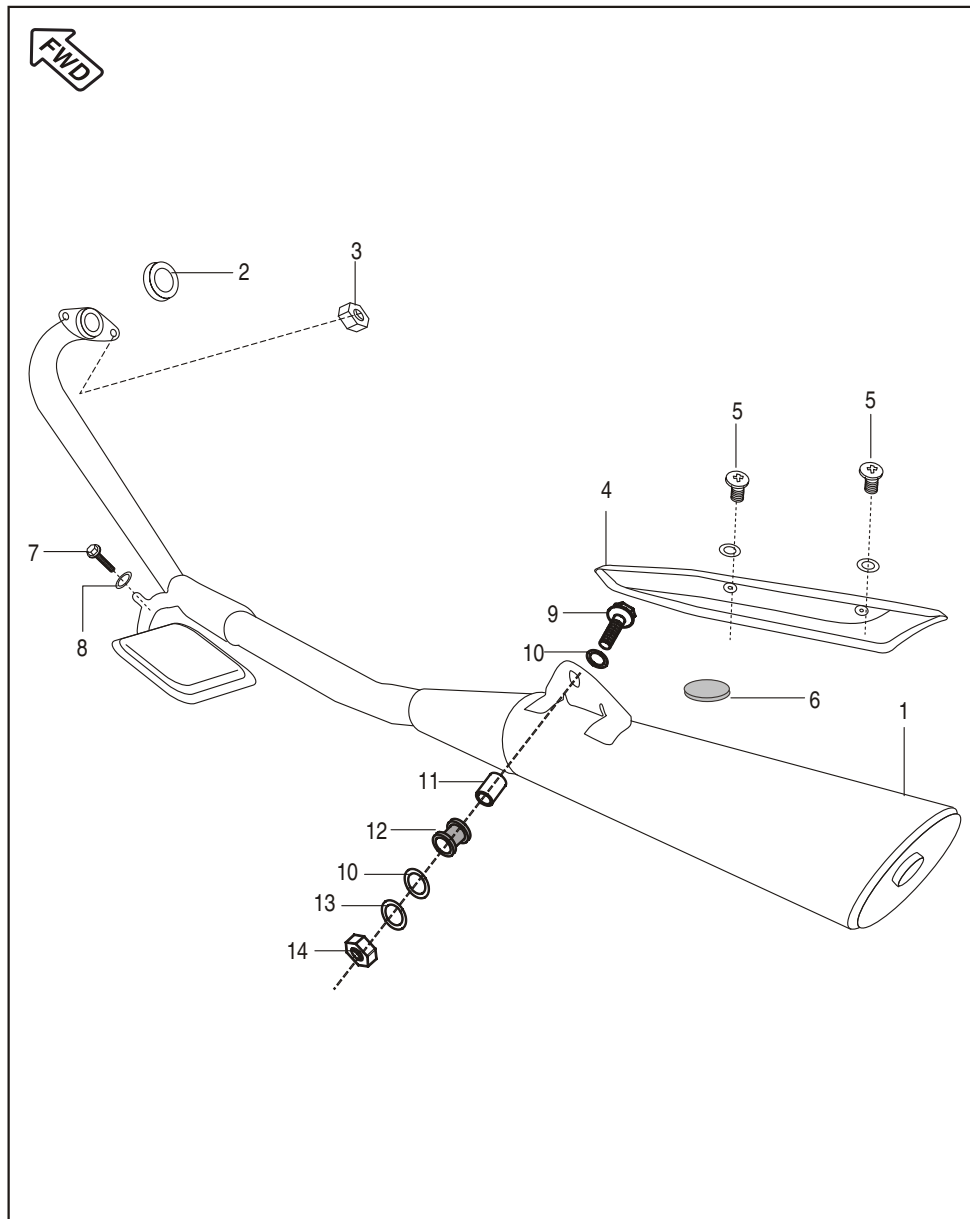
No.	Part No.	Description	KS Drum	ES Drum	Remarks
1	JB 5812 78	Carburettor assly.	1	1	
2	JB 5812 37	Adjuster throttle cable	1	1	
3	JB 5812 38	Nut adjuster	1	1	
4	36 PA00 12	Air screw Kit	1	1	Refer Page No. 113
	36 JB00 22	Air screw Kit	1	1	Ref. Cir. A-16
5	36 PA00 11	Jet Kit	1	1	Refer Page No. 113
	36 JB00 21	Jet Kit	1	1	Ref. Cir. A-16
6	36 PA00 13	Idling screw kit	1	1	Refer Page No. 114
7	JB 5812 29	Valve complete float (Float pin)	1	1	
8	JB 5812 30	Float complete	1	1	
9	JB 5812 32	Screw washers bowl M4x14	1	1	
10	JB 5812 48	Screw TPS & Solenoid choke	1	1	
11	JB 5812 55	Solenoid choke assly	1	1	
12	JB 5812 47	"O" ring solenoid choke	1	1	
13	JB 5812 02	Throttle position sensor	1	1	
14	JB 5812 04	"O" Ring (TPS)	1	1	
15	JB 5812 57	Tube Over Flow	1	1	
16	JB 5812 58	Tube Air Vent	1	1	
17	JB 5812 59	Clip	1	2	
18	36 PA00 14	Throttle Value Kit	1	1	Refer Page No. 114
19	36 PA00 15	Carb. Gasket 'O' ring	1	1	Refer Page No. 114
20	JB 5812 56	Arm Pin Float	1	1	

Air Cleaner Complete



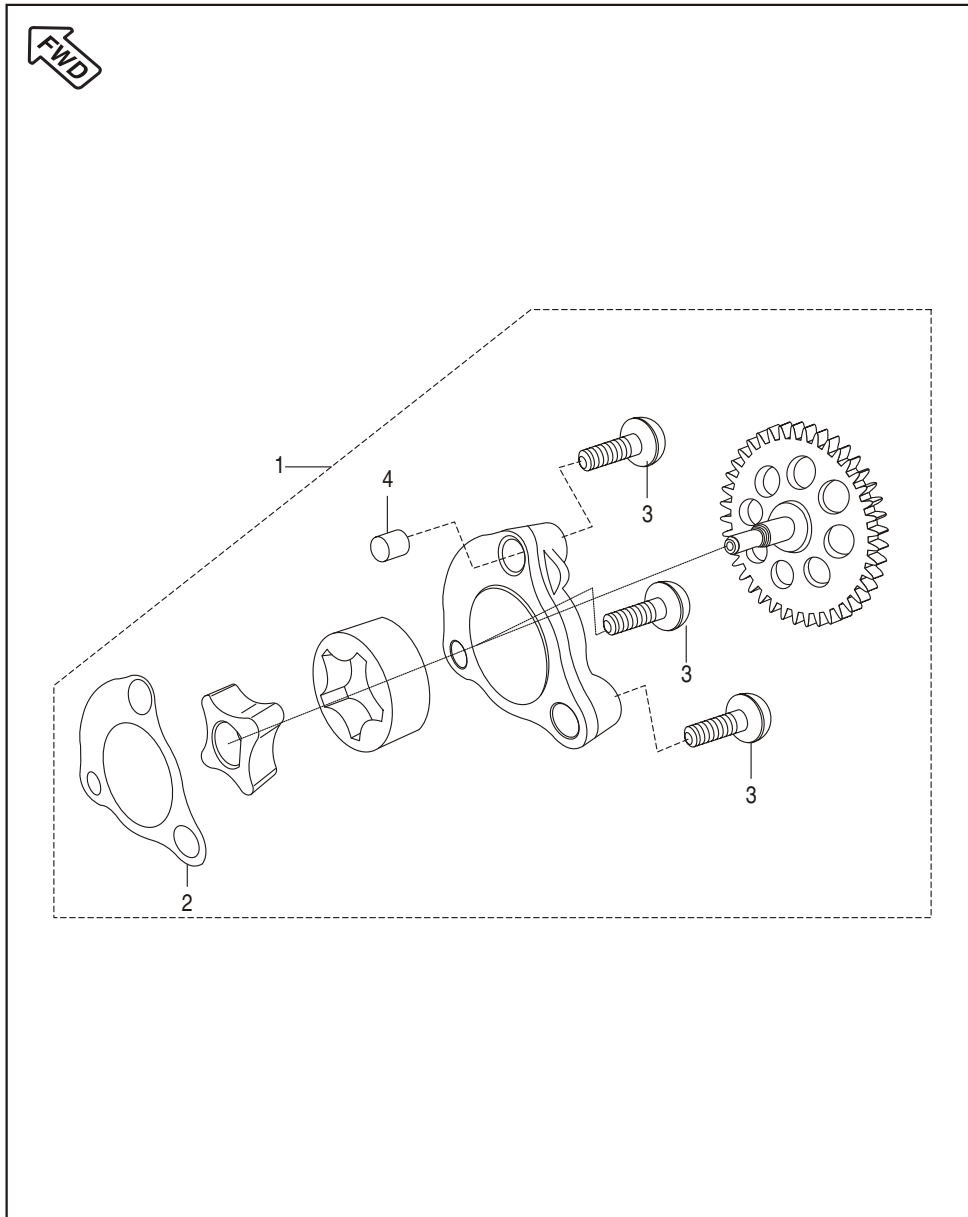
No.	Part No.	Description	KS Drum	ES Drum	Remarks
1	JB 5810 21	Air Filter Assly	1	1	Intake
2	DS 1211 16	Air Filter Duct	1	1	
3	DX 1210 07	Assly Catridge Air filter	1	1	
4	DX 1210 10	Element Air Filter	1	1	
5	DX 1210 11	Flame Arrestor	1	1	
6	DS 1211 17	Tube Drain	1	1	N.I.
7	DS 1211 26	Plug	1	1	
8	DG 1210 02	Clamp	1	1	
9	JZ 5810 04	Hose Breather	1	1	
10	39 0071 04	Hex Head Screw	3	3	
11	39 1765 11	Washer	3	3	
12	DH 1210 38	Band Insualtor	1	1	
13	DS 1610 69	Bracket Side Cover Mtg.	1	1	
14	JB 5810 20	Connecting Tube	1	1	
15	39 1779 02	Self Tapping Screw	2	2	
16	DX 1210 05	Filter Air Cover	1	1	
17	DX 1210 06	'O' Ring	1	1	

Silencer Assembly



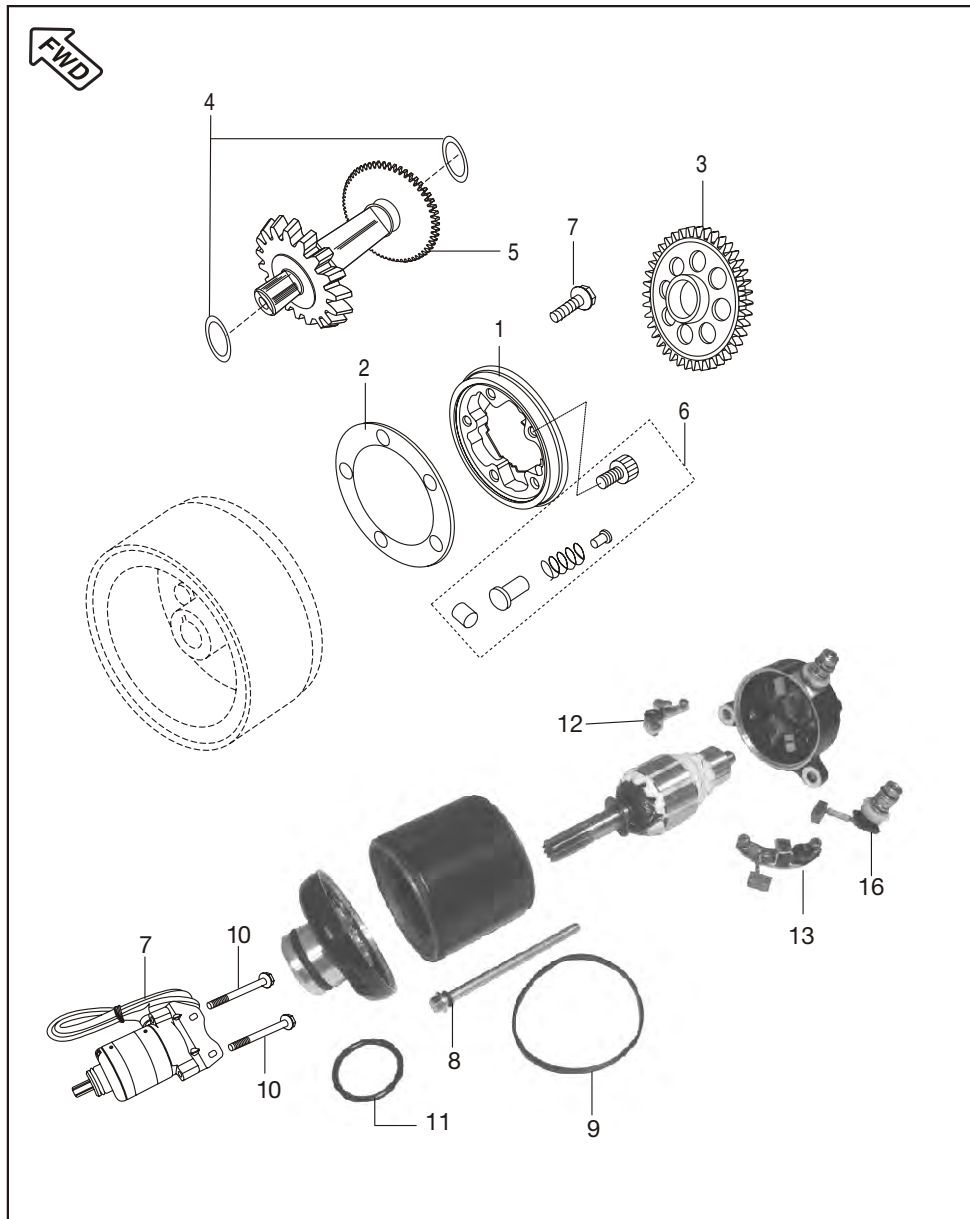
No.	Part No.	Description	KS Drum	ES Drum	Remarks
1	JB 5910 51	Silencer Assly Without Shield	1	1	
	JB 5910 54	Silencer Assly. (Non Cat)	1	1	
2	CB 1011 14	Gasket Exhaust Mounting	1	1	
3	JA 5910 40	Flange Nut	2	2	
4	JZ 5910 43	Shield Silencer	1	1	
5	JW 5910 28	Truss Screw	2	2	
6	JW 5910 30	Grommet Shield	1	1	
7	39 2754 04	Bolt Hex with Flange M5	1	1	
8	39 2492 11	Plain Washer	1	1	
9	JB 1130 04	Bolt M10X 1.25	1	1	
10	JB 1130 05	Washer	2	2	
11	DH 1611 57	Tube Silencer Mtg.	1	1	
12	DH 1611 55	Silencer Damper	1	1	
13	39 2588 11	Washer	1	1	
14	DD 1610 71	U Nut M10X1.25	1	1	

Oil Pump



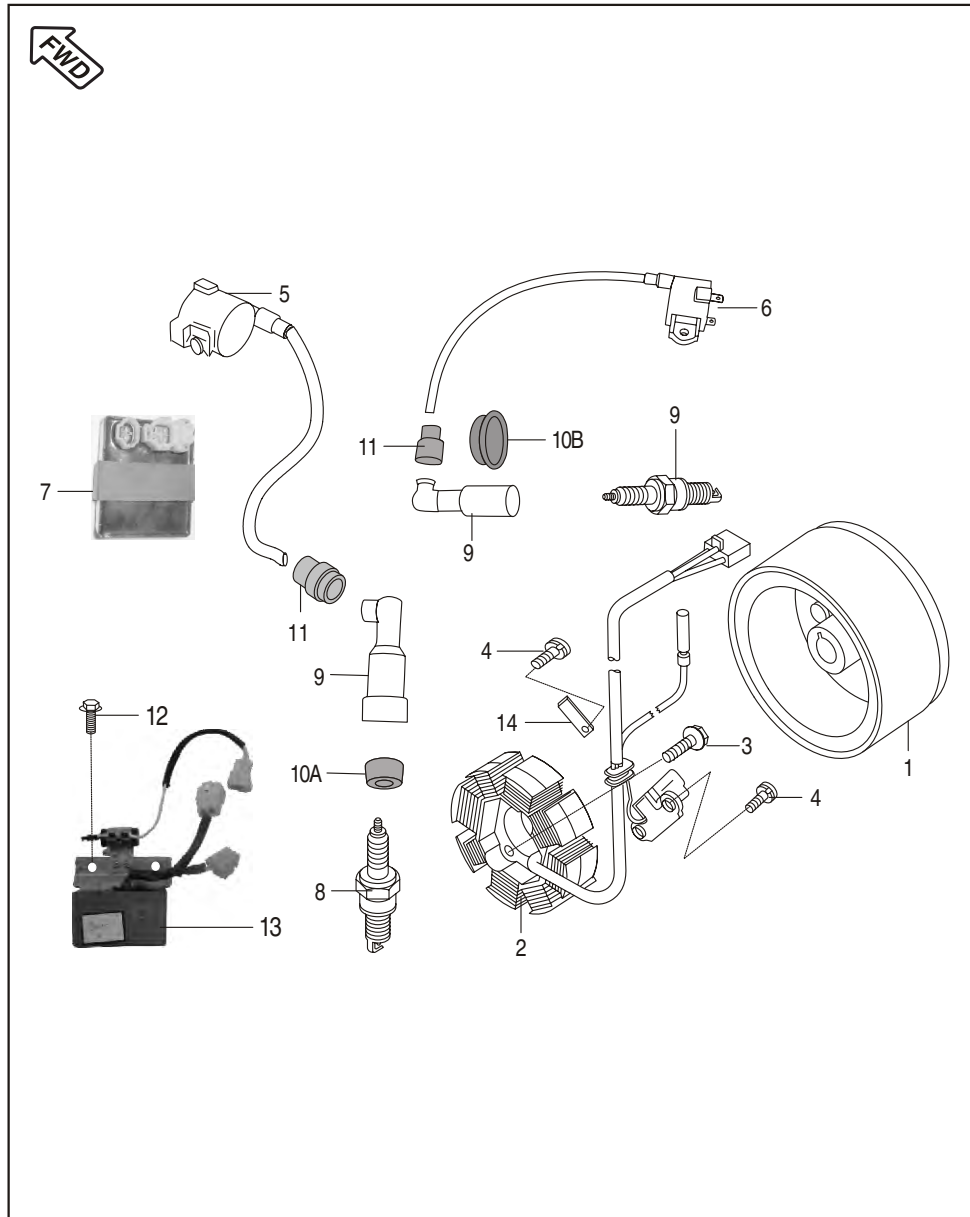
No.	Part No.	Description	KS Drum	ES Drum	Remarks
1	JB 5710 00	Oil Pump Assly	1	1	
2	JA 5410 16	Gasket Case Oil Pump	1	1	
3	39 0753 01	Pan Head Screw	3	3	
4	39 0992 06	Dowel	2	2	

Starter Assembly



No.	Part No.	Description	KS Drum	ES Drum	Remarks
1	JA 6214 14	Body Complete Starter Clutch	--	1	
2	DH 1017 81	Plate Roller Clutch	--	1	
3	JA 6214 10	Gear Starter Clutch	--	1	
4	JA 6214 02	Washer	--	2	
5	JA 6214 06	Drive Assly	--	1	
6	36 JW00 14	Starter Clutch Repair Kit	--	1	Refer Page No. 115
7	JA 3516 00	Motor Assly	--	1	
8		'O' Ring For Tie Bolt (Flash)	-	1	
9	JA 3516 06	Sealing Ring (Flash)	--	1	
	JA 3516 26	Sealing Ring (Lucas-TVS)	--	1	
10	DH 1011 63	Flange Bolt (Flash)	--	2	
11	JA 3516 02	'O' Ring For Spigot (Flash)	--	1	
	JA 3516 27	'O' Ring For Spigot (Lucas-TVS)	--	1	
12	JA 3516 08	+ve Brush Holder Assly (Flash)	--	1	
13	JA 3516 09	-ve Brush Holder Assly (Flash)	--	1	
14	JA 3516 18	Brush & Earth Plate Assly	--	1	N.I. (Lucas-TVS)
15	JA 3516 24	Brush Spring (Lucas-TVS)	--	1	N.I.
16	JA 3516 19	Terminal Assly (Lucas-TVS)	-	1	

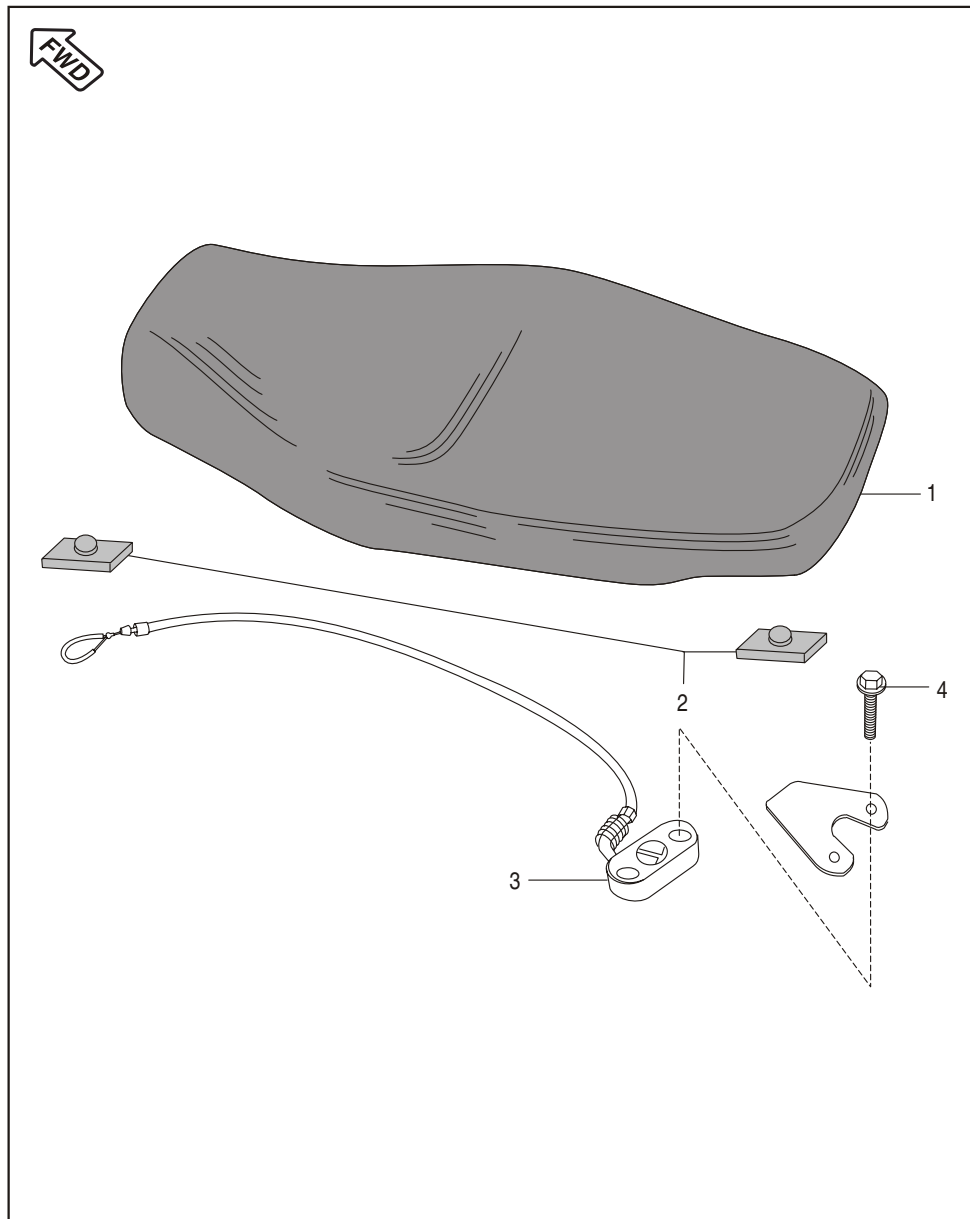
Magneto, CDI & H.T. Coil



No.	Part No.	Description	KS Drum	ES Drum	Remarks
1	JB 3510 14	Rotor Assly (ES)	--	1	
	JB 3510 17	Rotor Assly (KS)	1	--	
2	JB 3510 22	Stater Assly Complete	1	1	
3	39 1674 04	Bolt Flange	2	2	
4	39 0746 01	Pan Head Screw	3	3	For lock Plate & Pick Up Coil mtg.
5	PA 3512 01	H T Coil LH	1	1	
6	PA 3512 02	H T Coil RH	1	1	
7	PA 3512 00	C.D.I. Assly	1	1	
8	DD 1110 18	Spark Plug PRZ9 HC Or	2	2	
	CF 1110 19	Spark Plug Bosch UR4AC	2	2	
9	DD 1110 48	Spark Plug Cap	2	2	
10A	DD 1110 11	Grommet Spark Plug Cap LH	1	1	
10B	JD 3512 06	Grommet Spark - Plug Cap RH	1	1	
11	DD 1110 12	Grommet for HT Cable	2	2	
12	39 1943 04	Bolt Flange	2	2	
13	JK 4020 00	DC Regulator With Capacitor	1	1	
14	JA 5410 28	Lock plate	1	1	
15	59 0400 14	Bolt Flange (N.I.)	4	4	For HT Coil mtg.

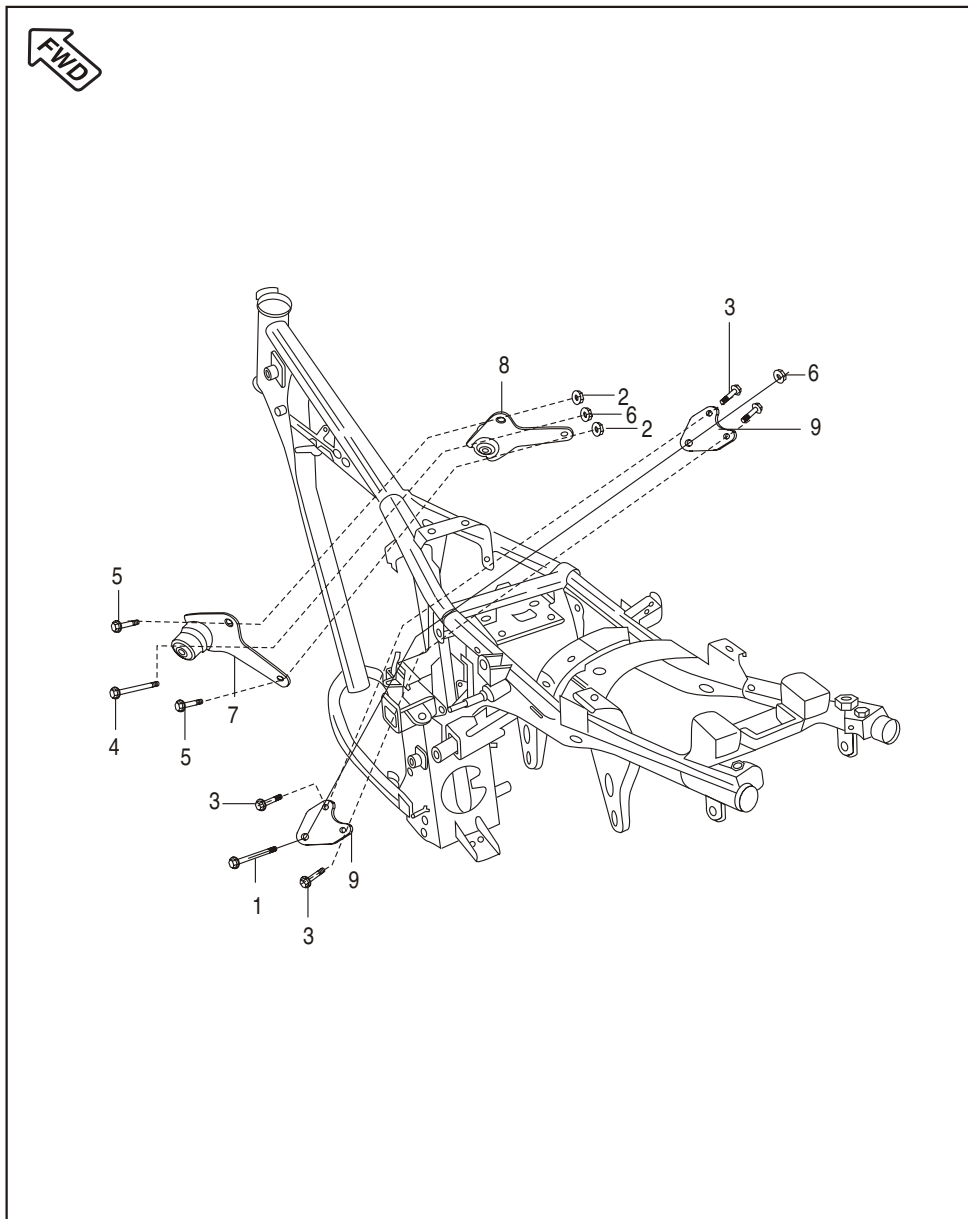


Seat Assembly / Seat Lock



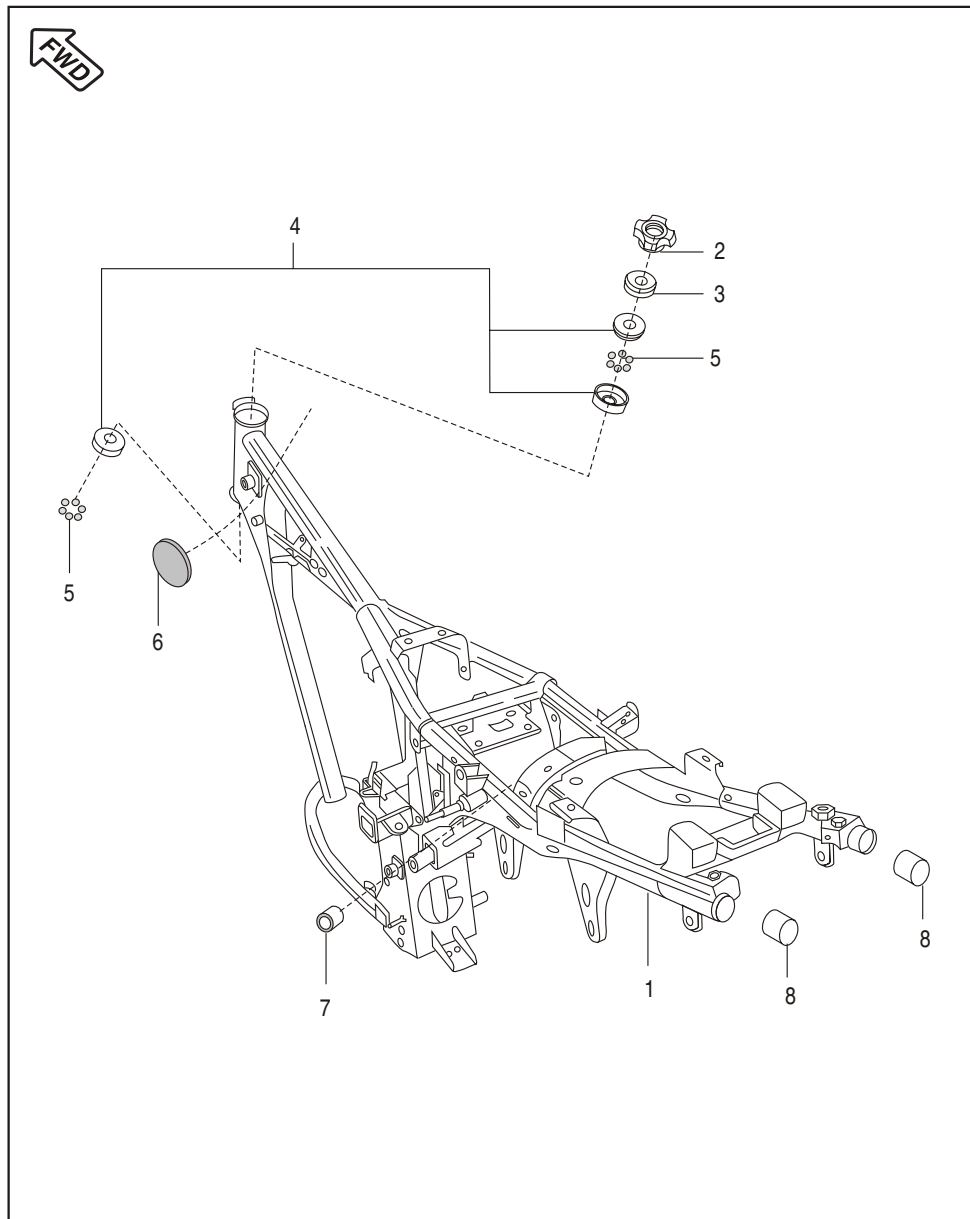
No.	Part No.	Description	KS Drum	ES Drum	Remarks
1	JN 1910 00	Seat Assly Comp	1	1	Refer Page No. 114
2	36 DS21 01	Seat Damper Kit	1	1	
3	DS 2110 06	Lock Assly seat	1	1	
4	39 1902 04	Flanged bolt	2	2	

Engine Mountings



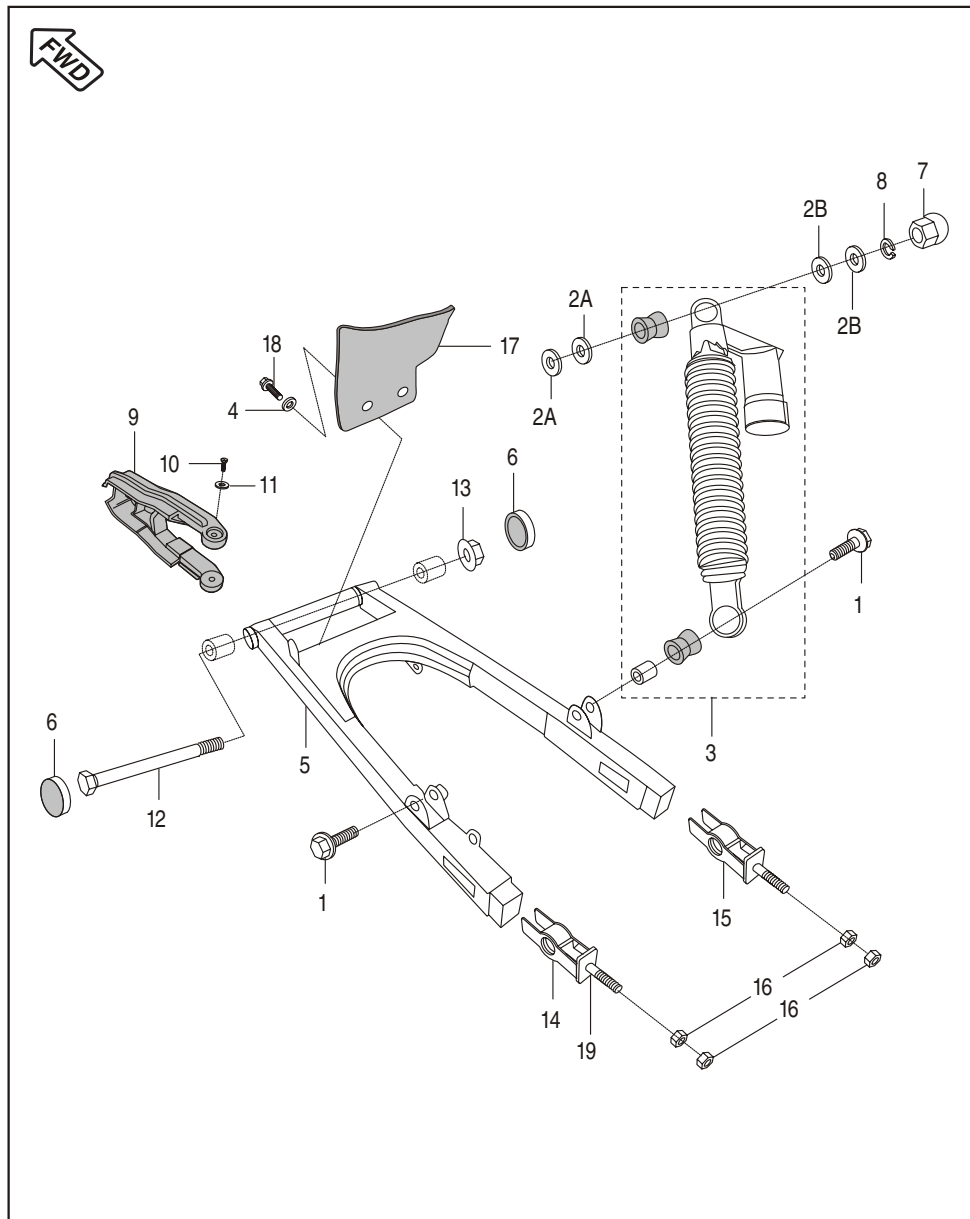
No.	Part No.	Description	KS Drum	ES Drum	Remarks
1	JA 1134 03	Flange Bolt M10×10	2	2	
2	39 1970 15	Nut Flanged	3	3	
3	39 1556 04	Bolt Flanged	4	4	
4	LA D000 41	Bolt Flanged	1	1	
5	JA 1134 04	Bolt Flanged	1	1	
6	39 2723 15	Flanged Nut	2	2	
7	JZ 1134 00	BKT Comp LH Engine Front	1	1	
8	JZ 1134 03	BKT Comp RH Engine Front	1	1	
9	JZ 1134 02	Engine Mtg. BKT Rear Top	2	2	

Frame and Frame Fittings



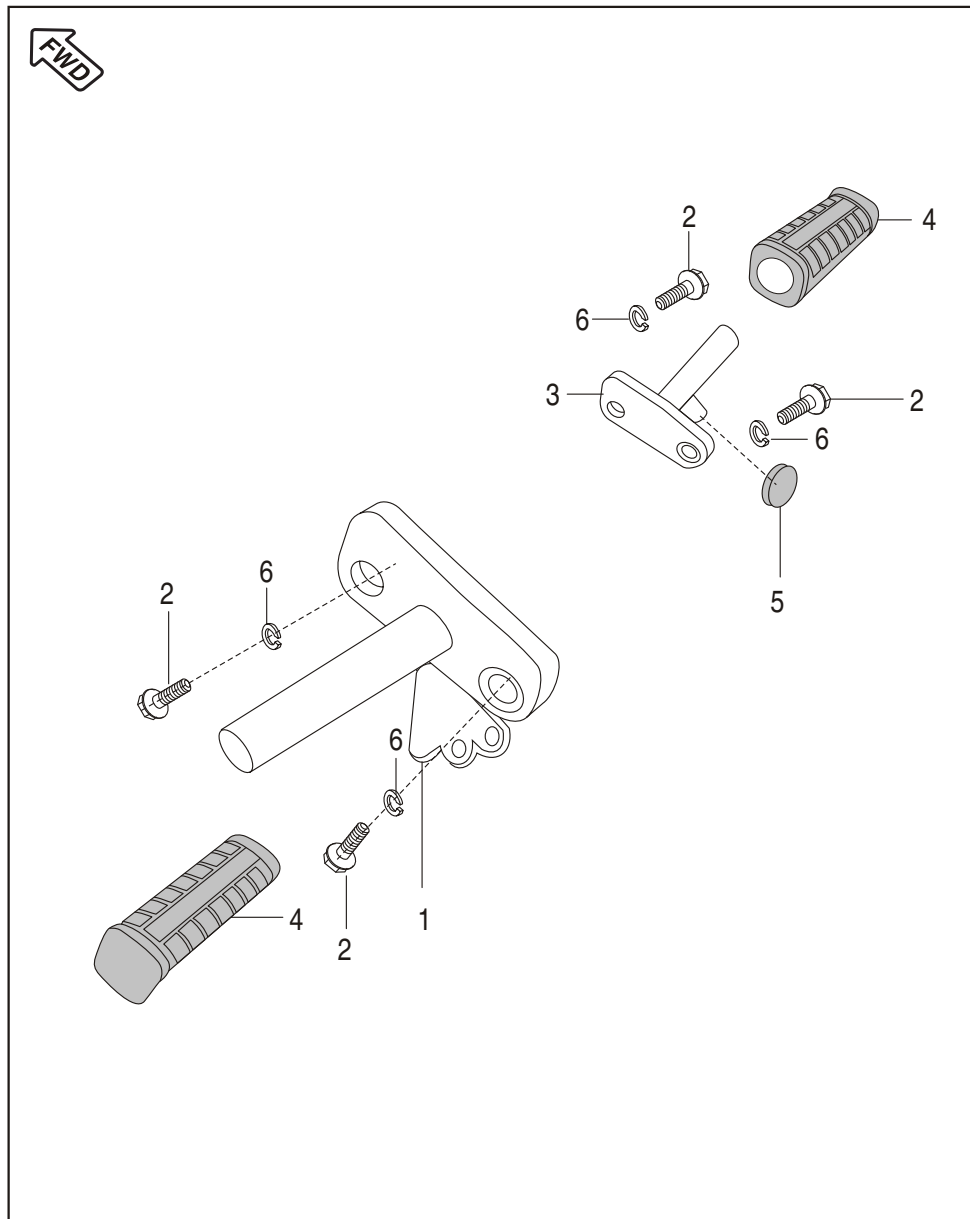
No.	Part No.	Description	KS Drum	ES Drum	Remarks
1	JZ 1110 01	Frame Assly. Comp.	1	1	Incl. Swing Arm Bush
2	DS 1810 18	Nut Fork	1	1	
3	DH 1810 14	Cup - Steering	1	1	
4	36 DS18 02	Bearing Cone Kit	1	1	Refer Page No. 114
5	30 1810 06	Ball Steel	46	46	
6	PA 4010 00	Side Reflector	2	2	
7	DP 1710 06	Silent Bush	2	2	
8	DP 1612 60	End Cap	2	2	

Swing Arm / Rear Shock Absorber



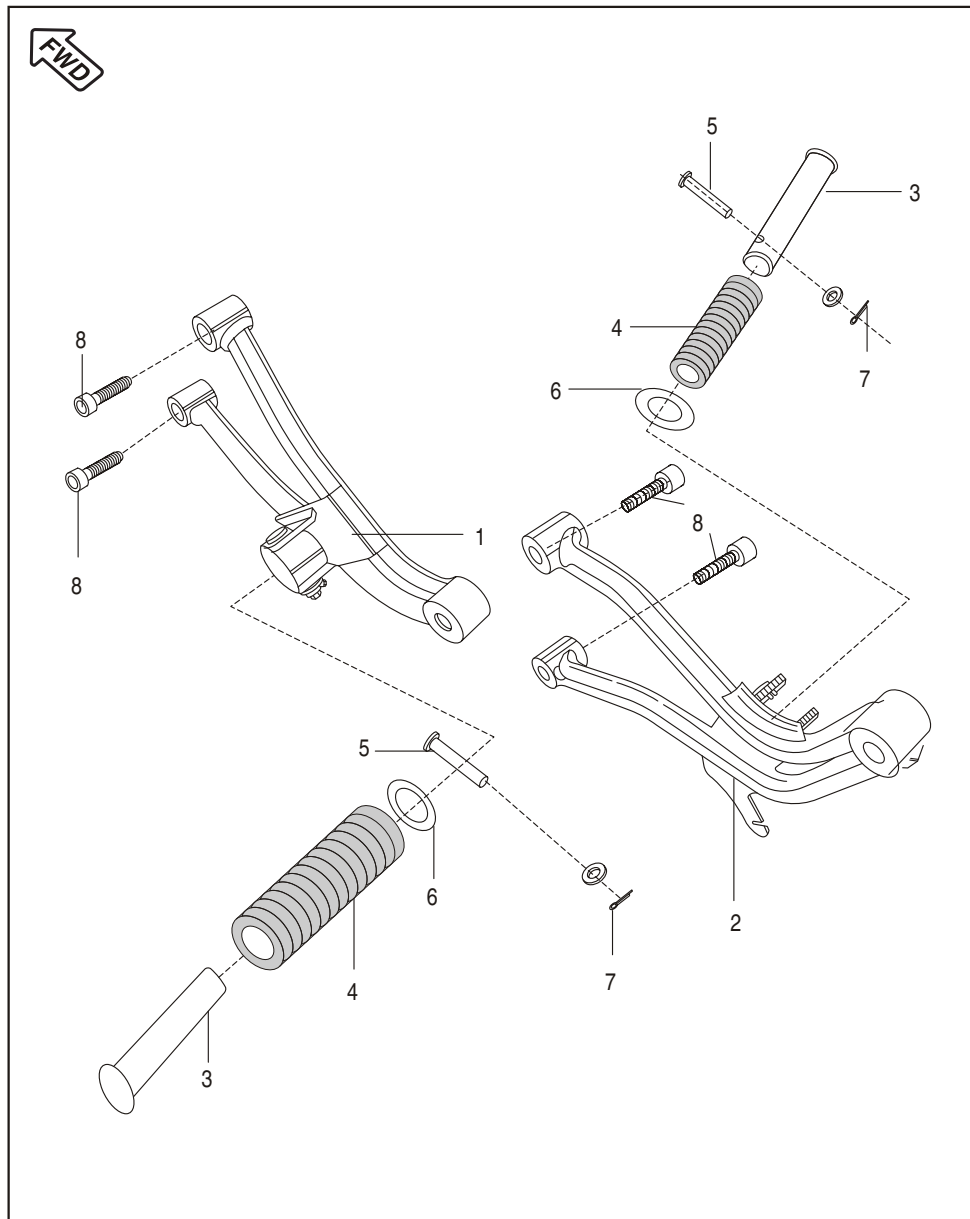
No.	Part No.	Description	KS Drum	ES Drum	Remarks
1	JB 1220 16	Hex. Bolt/ Flange - M10	2	2	For RSA
2A	JB 1220 11	Plain washer	4	4	For RSA
2B	JB 1220 10	Plain Washer	4	4	
3	JN 1220 00	Rear Shock Absorber	2	2	
4	39 0258 11	Plain Washer	2	2	For Mud Flap
5	PA 1220 01	Swing Arm Assly.	1	1	
6	DS 1710 15	Cap Swing Arm	2	2	
7	JB 1220 09	Domed Cap Nut	2	2	
8	39 2726 12	Spring Washer	2	2	
9	DS 1710 07	Chain Slider	1	1	
10	39 0553 02	Screw	2	2	For Chain Sider
11	39 0454 11	Plain Washer	2	2	For Chain Sider
12	DS 1710 13	Shaft Swing Arm	1	1	
13	39 1358 15	Flanged Nut	1	1	
14	DJ 1510 36	Adjuster Chain LH	1	1	
15	DX 1510 14	Adjuster Chain RH	1	1	
16	39 0292 15	Hexagon Nut	4	4	
17	DS 1710 14	Mud Flap	1	1	
18	39 2060 04	Flange Bolt	2	2	For Mud Flap
19	DJ 1510 47	Plate Chain Adjuster	2	2	

Rider Foot Rest



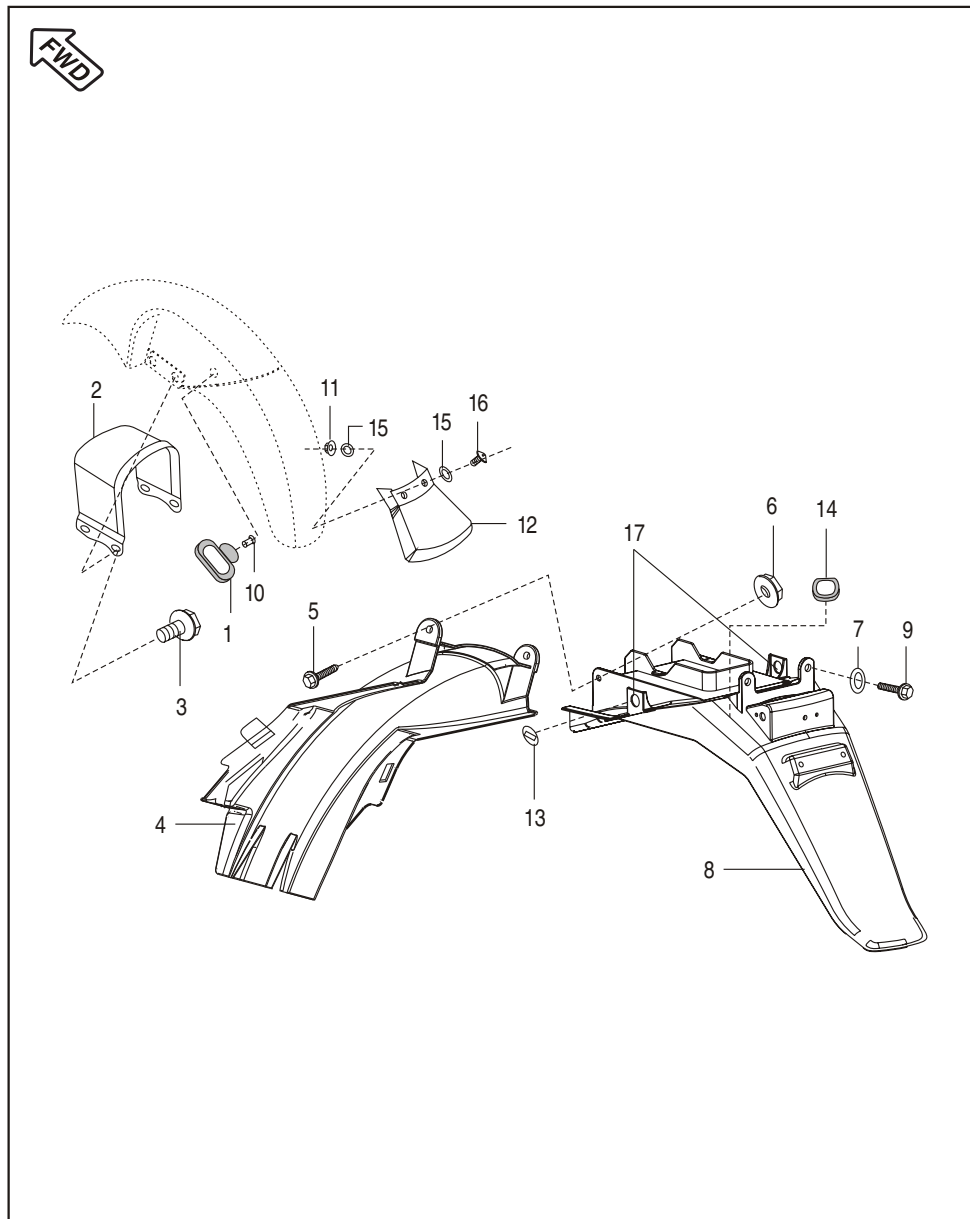
No.	Part No.	Description	KS Drum	ES Drum	Remarks
1	JZ 1130 01	Assly. Comp. Main Step LH	1	1	With Rubber Main Step
2	39 2310 04	Flange Bolt	4	4	
3	JZ 1130 03	Main Step RH Assly. Comp.	1	1	With Rubber Damper
4	DF 1614 13	Rubber Main Step	2	2	
5	DH 1611 94	Damper	1	1	For Kick stopper
6	39 2726 12	Spring Washer	4	4	

Pillion Foot Rest / Holder



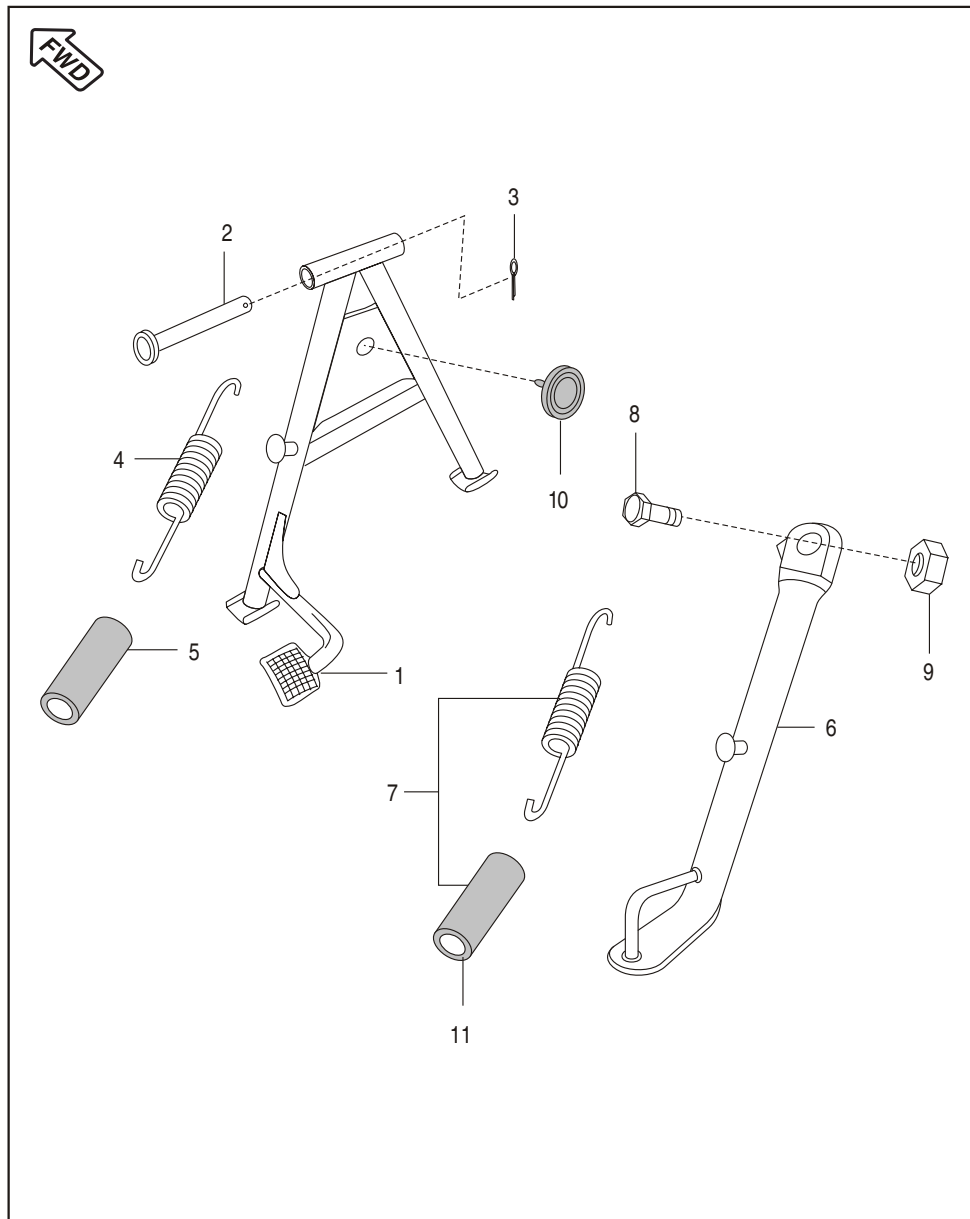
No.	Part No.	Description	KS Drum	ES Drum	Remarks
1	JZ 1130 06	Holder LH Step	1	1	
2	JZ 1130 07	Holder RH Step	1	1	
3	DP 1611 70	Step Pillion Fort rest	2	2	
4	JK 1130 08	Rubber Pillion Step	2	2	
5	30 1710 22	Pin Pillion Step	2	2	
6	DP 1611 63	Plain Washer	2	2	For Rear Foot Rest
7	39 0784 08	Split Pin	2	2	
8	39 2722 04	Soc. Head Bolt	4	4	

Mudguard - Front & Rear



No.	Part No.	Description	KS Drum	ES Drum	Remarks
1	DS 1611 25	Cable Guide	1	1	
2	JB 1814 16	Brace Fender	1	1	
3	JB 1814 12	Flange Bolt	4	4	Fender Front Mtg.
4	JZ 1814 02	Fender Rear Front	1	1	
5	DS1612 87	Flange Bolt	2	2	
6	39 0798 15	Flange Nut	2	2	
7	39 0211 11	Plain Washer	2	2	
8	JZ 1814 01	Fender Rear	1	1	
9	39 1943 04	Flange Bolt	2	2	
10	DJ 1610 69	Nail for Cable Guide	1	1	
11	39 0326 15	Nyloc Nut	3	3	
12	JB 1814 03	Flap Front fender	1	1	
13	DL 1610 15	Grommet	2	2	
14	JZ 1814 06	Grommet Saree Gaurd	1	1	
15	39 0242 11	Washer	6	6	
16	39 2420 01	Screw	3	3	
17	DH 1611 58	Grommet	2	2	For Seat Cowl Mtg.

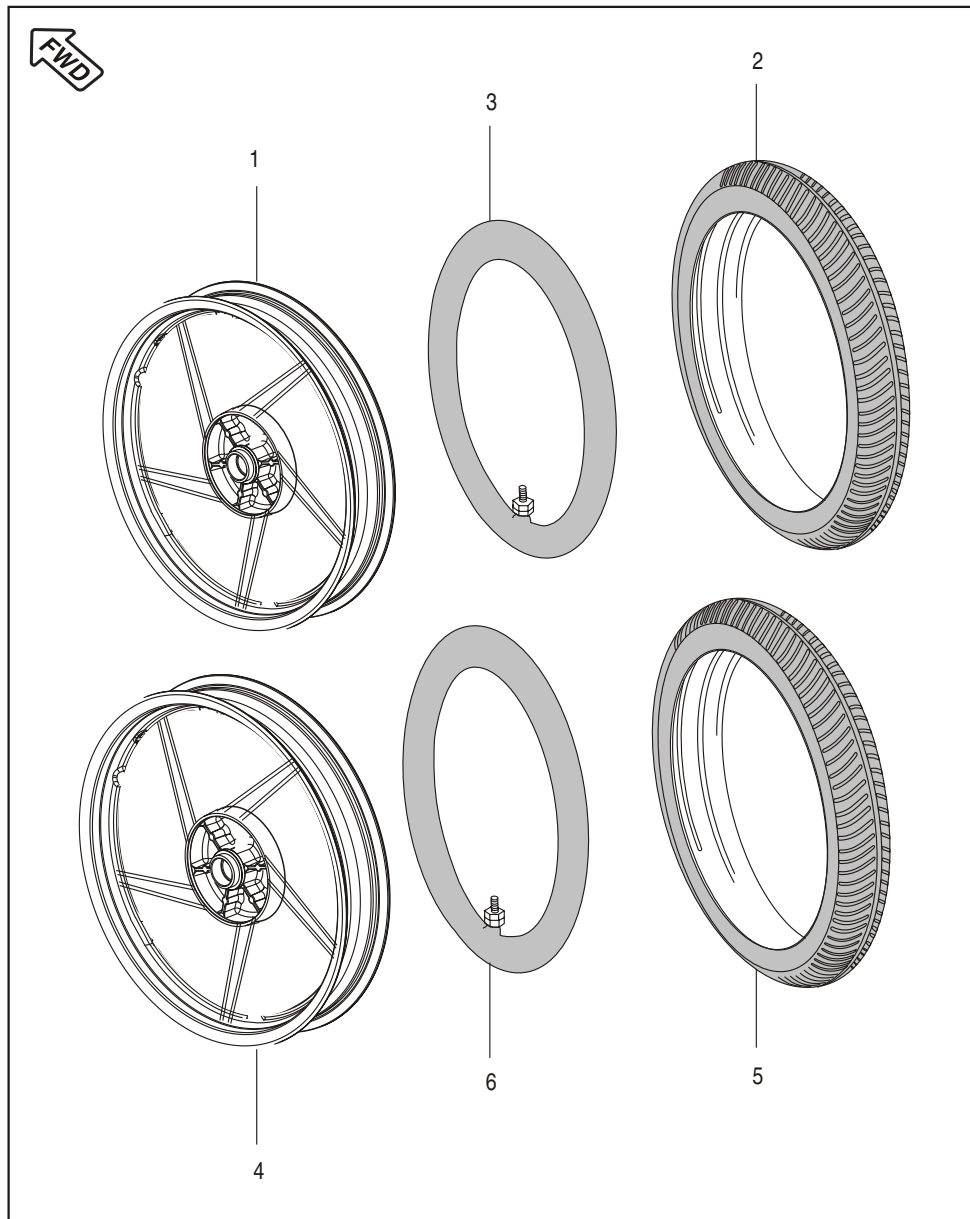
Stand Assembly



No.	Part No.	Description	KS Drum	ES Drum	Remarks
1	DS 1611 13	Center Stand	1	1	
2	DS 1611 12	Shaft Stand	1	1	
3	39 0797 08	Pin Cotter	1	1	
4	DH 1611 21	Spring Main Stand	1	1	
5	DH 1611 45	Cover Spring Main Stand	1	1	
6	DS 1610 77	Stand Side	1	1	
7	DH 1612 40	Spring Side Stand with Cover	1	1	
8	DF 1611 02	Bolt	1	1	
9	39 0422 15	Nut	1	1	
10	JN 1132 00	Damper Main Stand	1	1	
11	DH 1611 46	Cover Side Stand Spring	1	1	

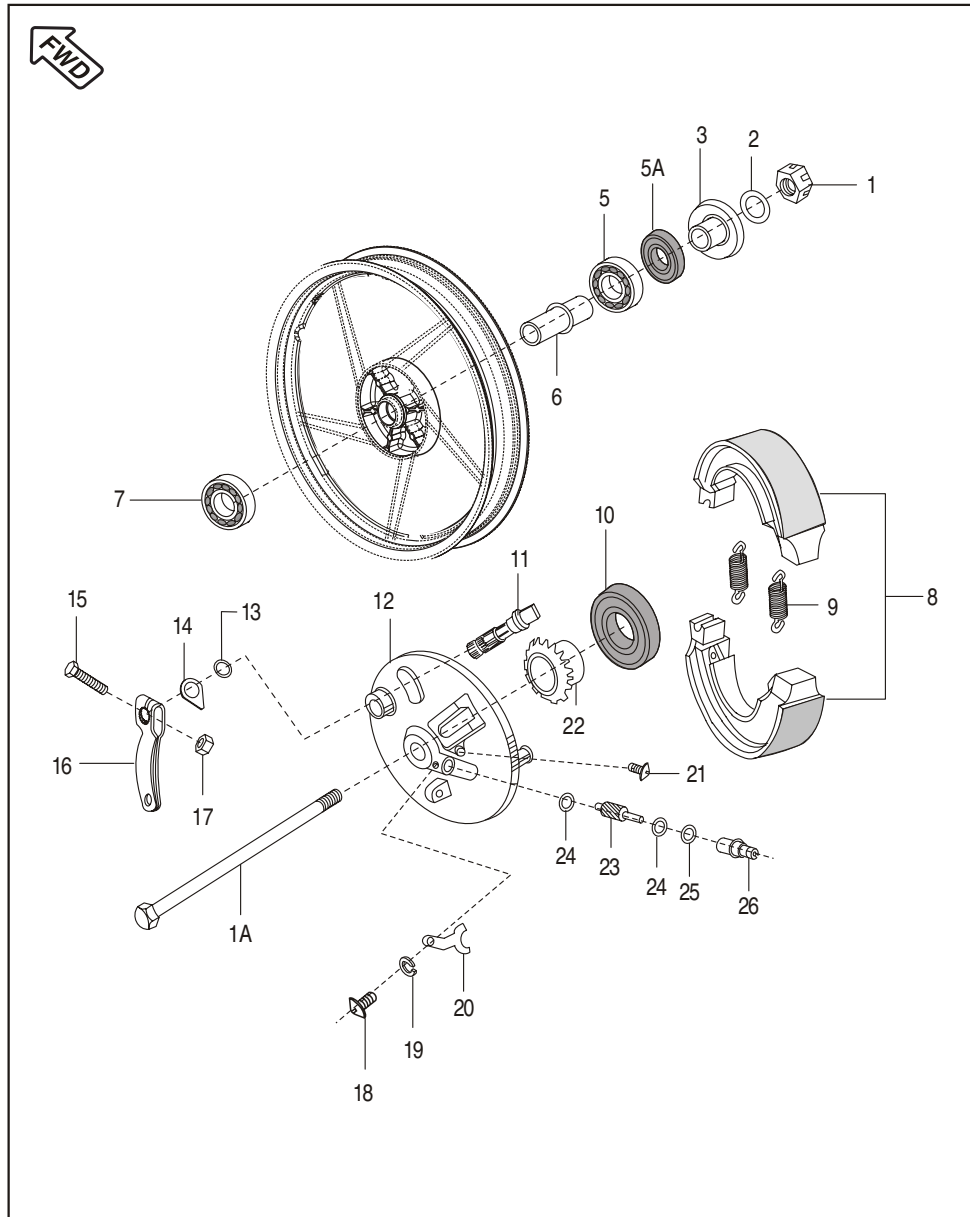


Tube / Tyre / Rim



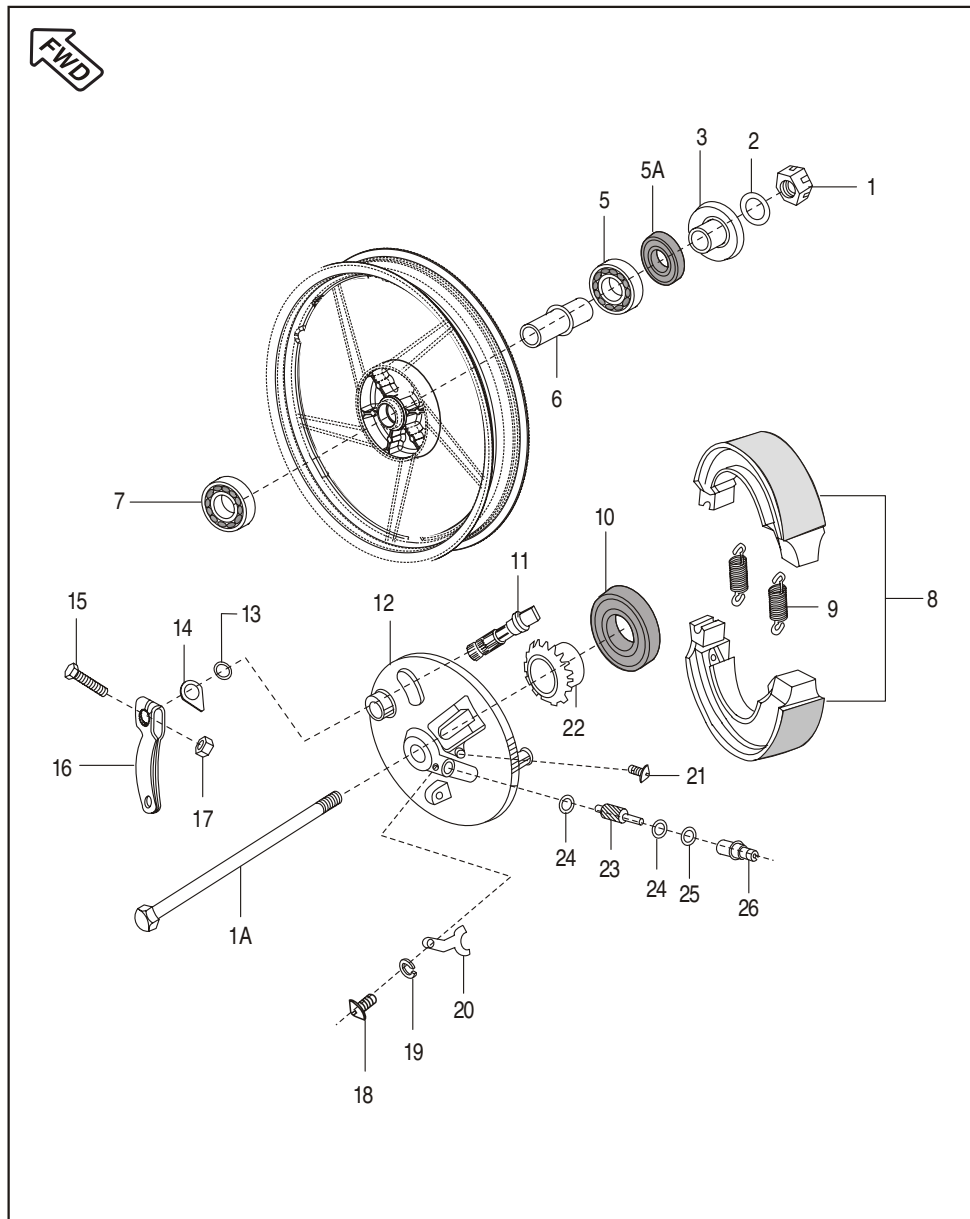
No.	Part No.	Description	KS Drum	ES Drum	Remarks
1	PA 1310 10	Wheel Fron Drum 1.4 x 17	1	1	
2	DS 1510 48	Tyre Front	1	1	
3	DS 1510 49	Tube Front	1	1	} Proprietary Items Not Serviceable
4	JB 1312 22	Wheel Rim Rear	1	1	
5	DS 1510 52	Tyre Rear	1	1	
6	DS 1510 53	Tube Rear	1	1	} Proprietary Items Not Serviceable

Front Hub



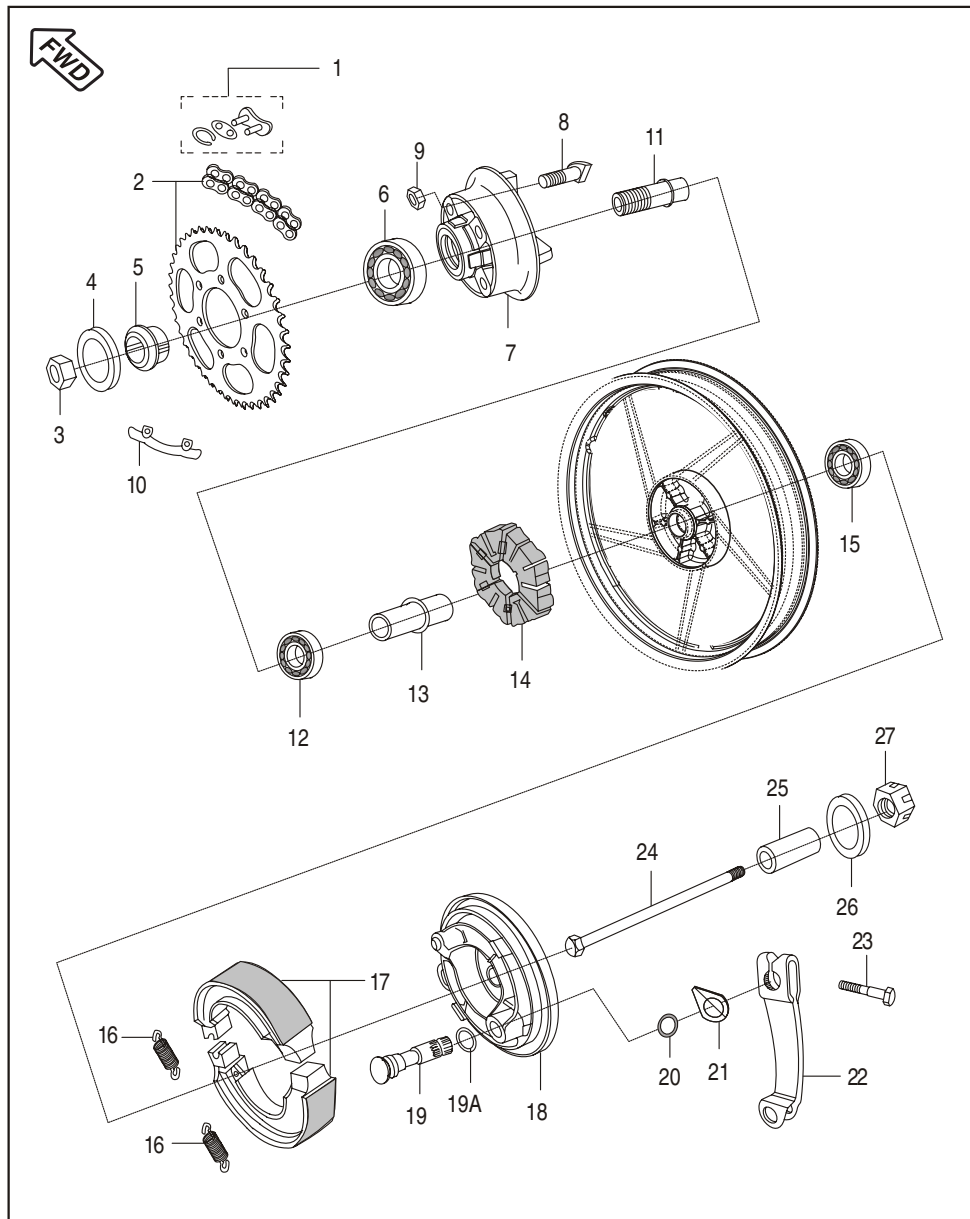
No.	Part No.	Description	KS Drum	ES Drum	Remarks
1	LC J000 01	U Nut (M10)	1	1	
1A	PA 1310 02	Axle Front Wheel	1	1	
2	39 1510 11	Plain Washer	1	1	
3	PA 1316 02	Collar Assembly	1	1	
4	PA 1316 02	Spacer + Dust Seal (Assembly)	1	1	(N.I.)
5	39 2680 20	Bearing Ball	1	1	
5A	PA 1310 03	Oil Seal	1	1	
6	PA 1316 00	Collar Bearing	1	1	
7	39 2681 20	Ball Bearing	1	1	
8	30 1511 05	Shoe Brake	2	2	
	JN 1318 12	Kit Shoe Brake Non Asbestos	1	1	
9	30 1510 69	Spring	2	2	
10	14 1510 21	Oil Seal	1	1	
11	DS 1510 89	Cam Brake Assly.	1	1	
12	PA 1318 01	Panel Front Brake	1	1	
13	30 1510 38	Ring 'O'	1	1	
14	DS 1510 91	Indicator	1	1	
15	DS 1510 95	Bolt	1	1	
16	DS 1510 92	Lever Brake Cam	1	1	
17	DS 1510 94	Nut	1	1	
18	39 0840 01	Pan Headed Screw	1	1	
19	39 0732 12	Washer Spring	1	1	For Bushing
20	30 1511 18	Stopper for Bushing	1	1	Speedo Gear
21	LB D000 01	Screw	1	1	To Secure Speedo Cable

Front Hub



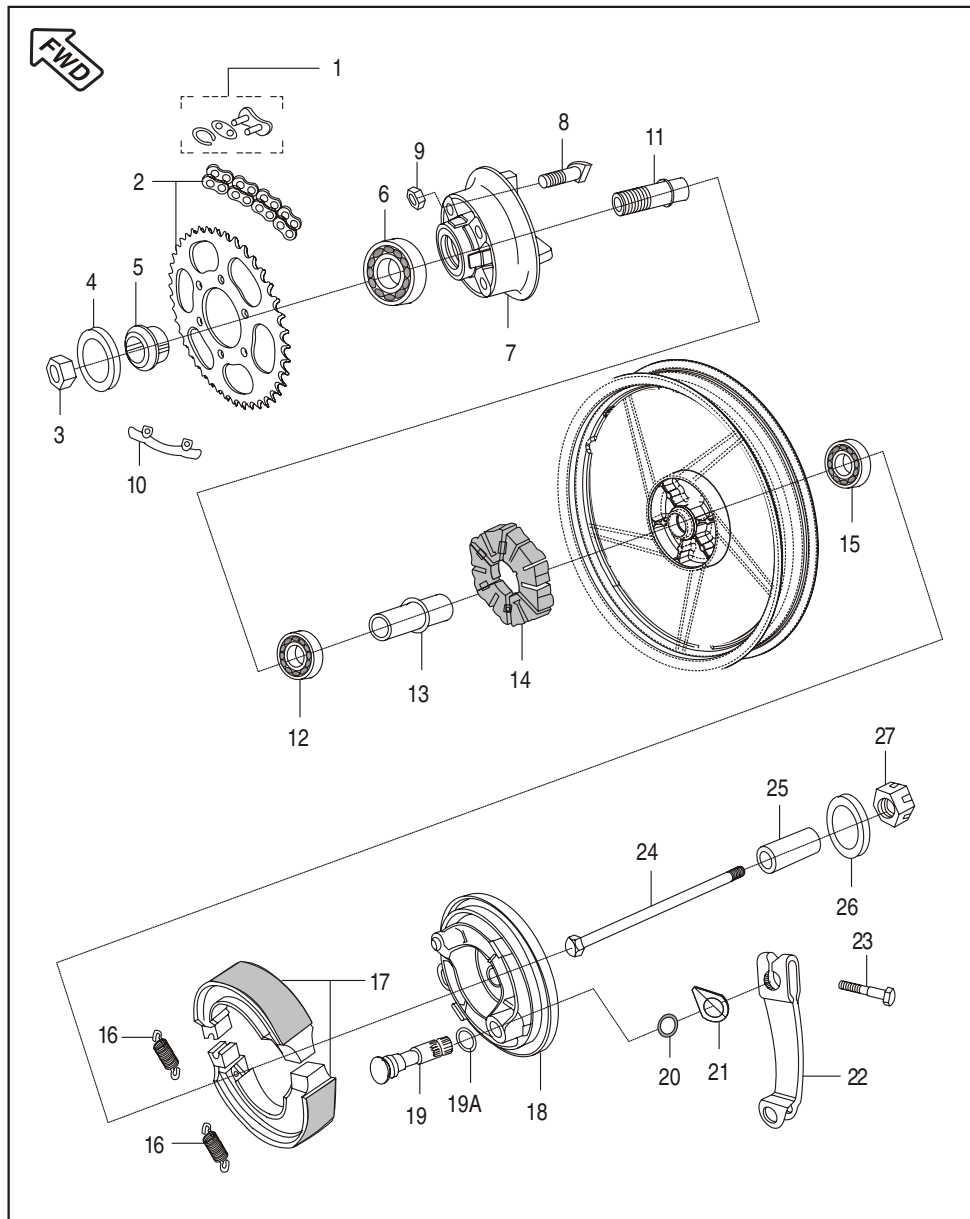
No.	Part No.	Description	KS Drum	ES Drum	Remarks
22	DL 1510 14	Speedometer Gear	1	1	
23	30 1510 41	Gear Meter Screw	1	1	
24	30 1510 42	Washer Plain	2	2	For Gear Meter Screw
25	39 1013 21	'O' Ring	1	1	
26	JA 1316 06	Bushing Speedo Gear	1	1	

Rear Hub



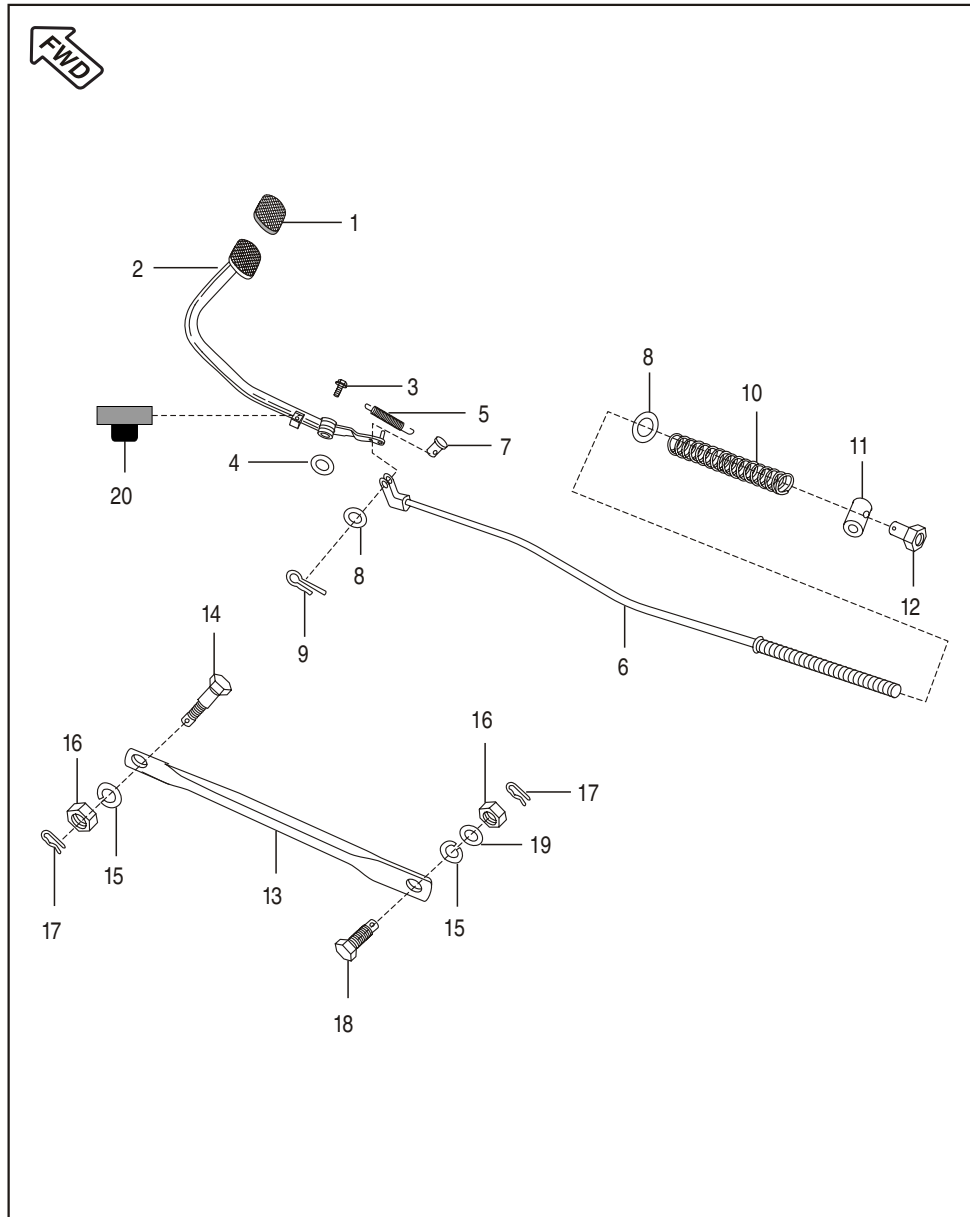
No.	Part No.	Description	KS Drum	ES Drum	Remarks
1	JB 1410 01	Drive Chain Lock	1	1	(A-16) From 23.03.2011
	DX 1510 81	Drive Chain Lock	1	1	
2	36 PA00 08	Chain Sprocket kit	1	1	Refer Page No. 114 From 23.03.2011 (Ref. Circular A-16)
	36 PA00 43	Chain Sprocket Kit	1	1	
3	JB 1312 25	Nut	1	1	(A-16) From 23.03.2011
4	DX 1510 15	Plain washer	1	1	
5	DX 1510 12	Collar Assly.	1	1	
6	39 2240 20	Bearing ball	1	1	
7	DX 1510 08	Coupling	1	1	
	PA 1312 08	Coupling	1	1	
8	DX 1510 10	'D' Bolt	4	4	
9	39 0794 15	Hex. lock nut	4	4	
10	31 1510 29	Washer	2	2	
11	DX 1510 09	Sleeve	1	1	
12	39 1364 20	Bearing Ball	1	1	
13	31 1510 18	Collar Bearing	1	1	
14	31 1510 21	Damper	1	1	
15	39 2682 20	Bearing Ball	1	1	
16	30 1510 69	Spring	2	2	

Rear Hub



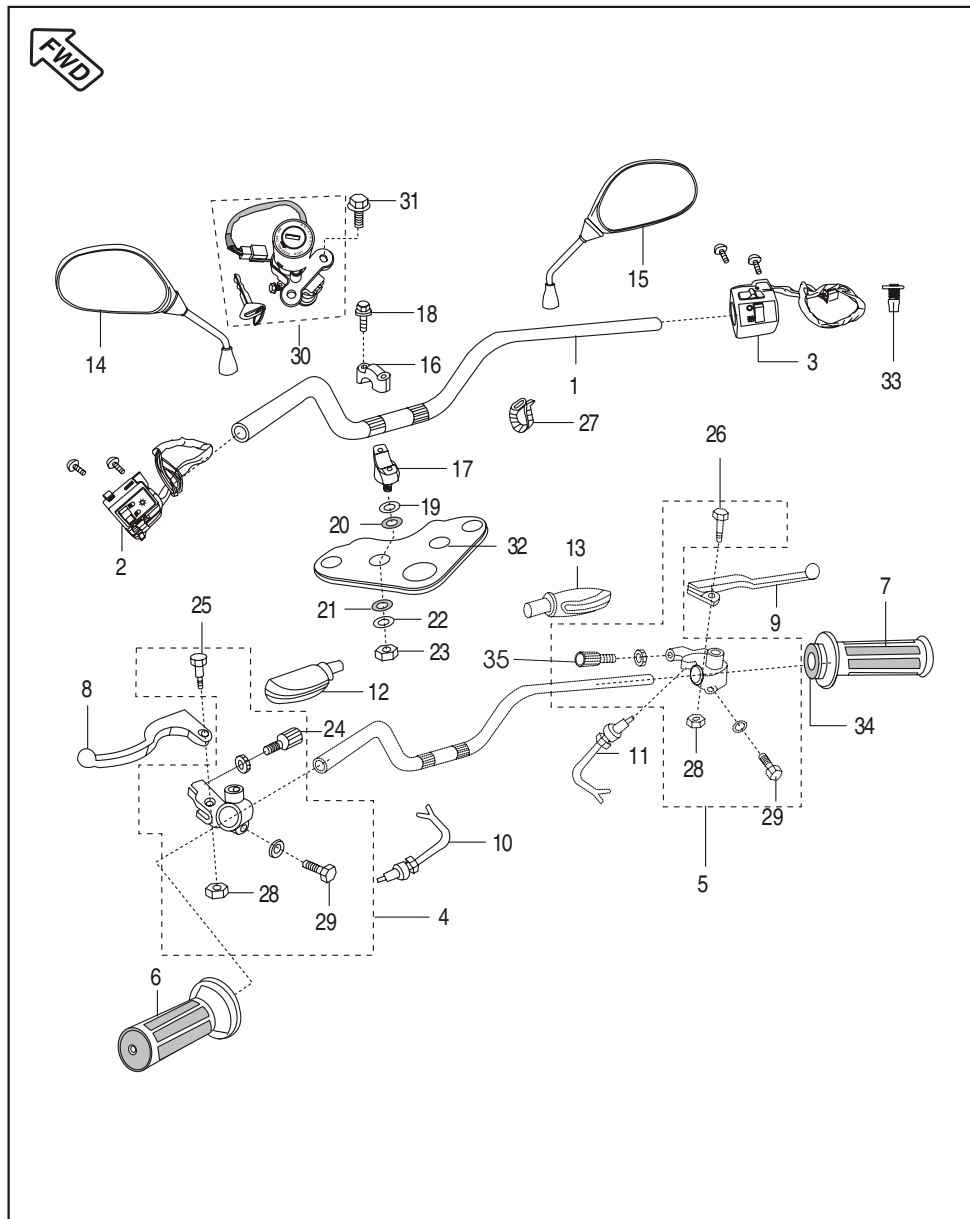
No.	Part No.	Description	KS Drum	ES Drum	Remarks
17	30 1511 05	Shoe Brake Assly	2	2	
	JN 1318 12	Kit Shoe Brake Non Asbestos	1	1	
18	JA 1312 05	Panel Rear Brake	1	1	
19	JB 1312 23	Cam Brake	1	1	
19A	39 0723 11	Plain Washer	1	1	
20	30 1510 38	Ring 'O'	1	1	
21	DS 1510 91	Indicator	1	1	
22	PA 1318 06	Lever Brake	1	1	
23	LA D000 26	Bolt	1	1	
24	DX 1510 16	Axle	1	1	
25	JA 1312 02	Collar	1	1	
26	DX 1510 18	Plain washer	1	1	
27	JB 1310 19	'U' nut	1	1	

Rear Brake Pedal



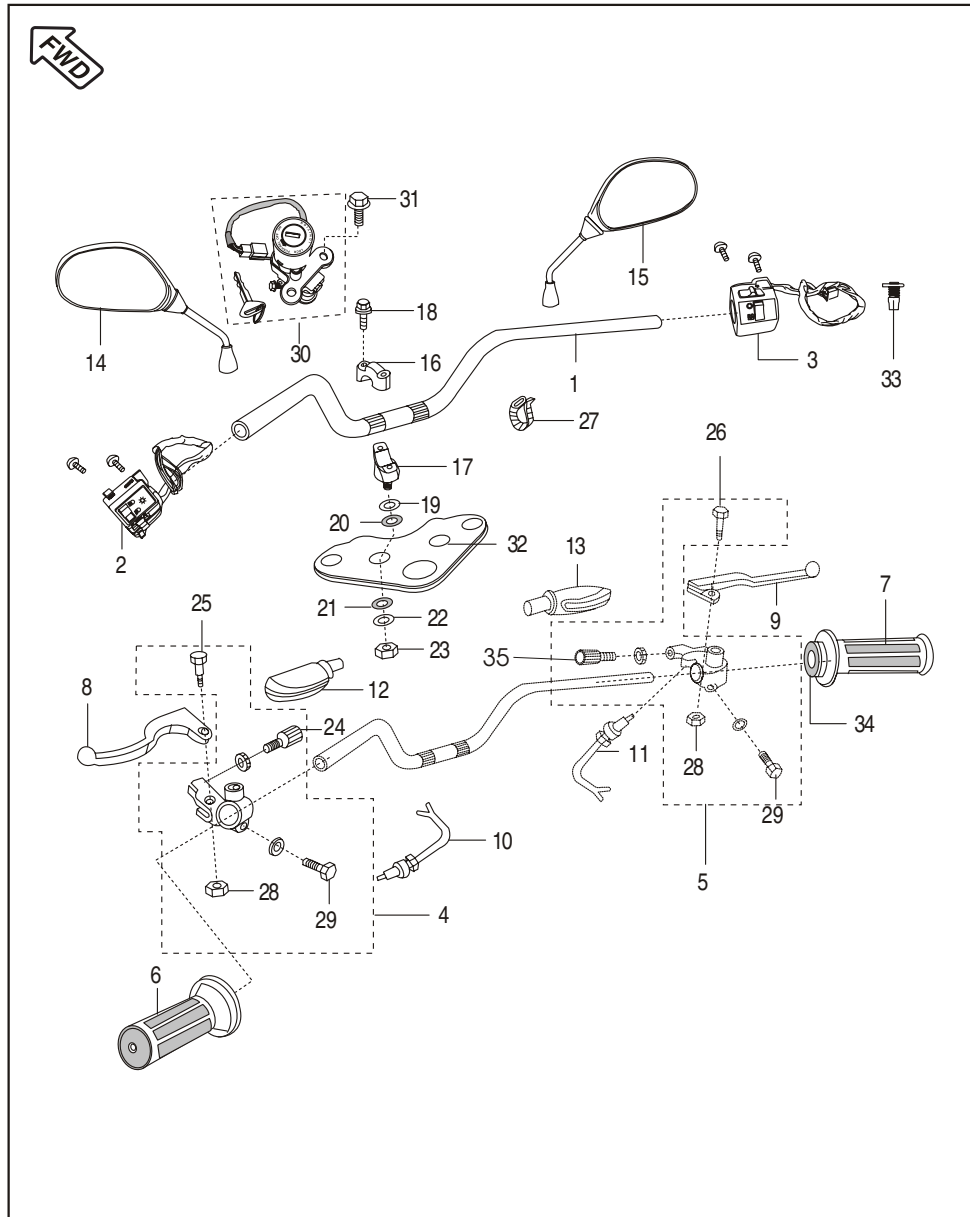
No.	Part No.	Description	KS Drum	ES Drum	Remarks
1	JA 1610 03	Pad Lever Brake	1	1	
2	JZ 1610 01	Brake Pedal	1	1	
3	39 1680 04	Hex. Bolt	1	1	
4	DG 1910 45	Washer	1	1	
5	DS 1910 11	Brake Pedal Spring	1	1	
6	PA 1318 07	Rod Brake	1	1	
7	30 1910 38	Pin	1	1	
8	39 0198 11	Plain Washer	2	2	
9	39 0808 08	Split Pin	1	1	
10	30 1910 35	Spring	1	1	
11	15 1910 26	Pin	1	1	
12	30 1910 36	Brake Adjuster Nut	1	1	
13	DJ 1510 42	Rod Torque	1	1	
14	DH 1510 29	Step Bolt	1	1	
15	39 0789 12	Spring Washer	2	2	
16	39 0694 15	Nut Hex. Lock	2	2	
17	39 0807 08	Pin Snap	2	2	
18	30 1510 96	Hex. Bolt	1	1	
19	39 1540 11	Plain Washer	1	1	
20	DD 1610 78	Damper Rubber	1	1	N.I.
21	39 1672 04	Bolt M - 6 (Not illustrated)	1	1	} From Date 17.08.2009 For Brake Pedal Adjustment On Frame
22	39 0292 15	Hex Nut M-6 (Not illustrated)	1	1	

Handle Bar



No.	Part No.	Description	KS Drum	ES Drum	Remarks
1	JZ 1510 16	Handle Bar	1	1	
2	JB 4014 00	Control Switch LH	1	1	
3	JB 4014 01	Control Switch RH	--	1	
	DS 2010 33	Control Switch RH	1	--	Minda Make
	DU 2010 18	Control Switch RH	1	--	Varroc Make
4	DJ 1910 54	Holder Assly. LH	--	1	
	DX 1910 08	Holder Assly. LH	1	--	
5	DS 1910 38	Holder Assly. RH	1	1	
6	JZ 1510 18	Grip LH	1	1	
7	JZ 1510 19	Grip Assly. RH	1	1	
8	DD 1910 69	Lever Grip Left	1	1	
9	DX 1910 09	Lever Brake RH	1	1	
10	JB 4014 09	Clutch Switch With Sealed Coupler	--	1	
11	DD 2011 70	Front Brake Switch	1	1	
12	DS 1910 52	Boot For Lever LH	1	1	
13	DS 1910 18	Boot For Lever RH	1	1	
14	DJ 2210 03	Mirror Assly. LH	1	1	
15	DJ 2210 04	Mirror Assly. RH	1	1	
16	DS 1810 19	Holder Upper	2	2	

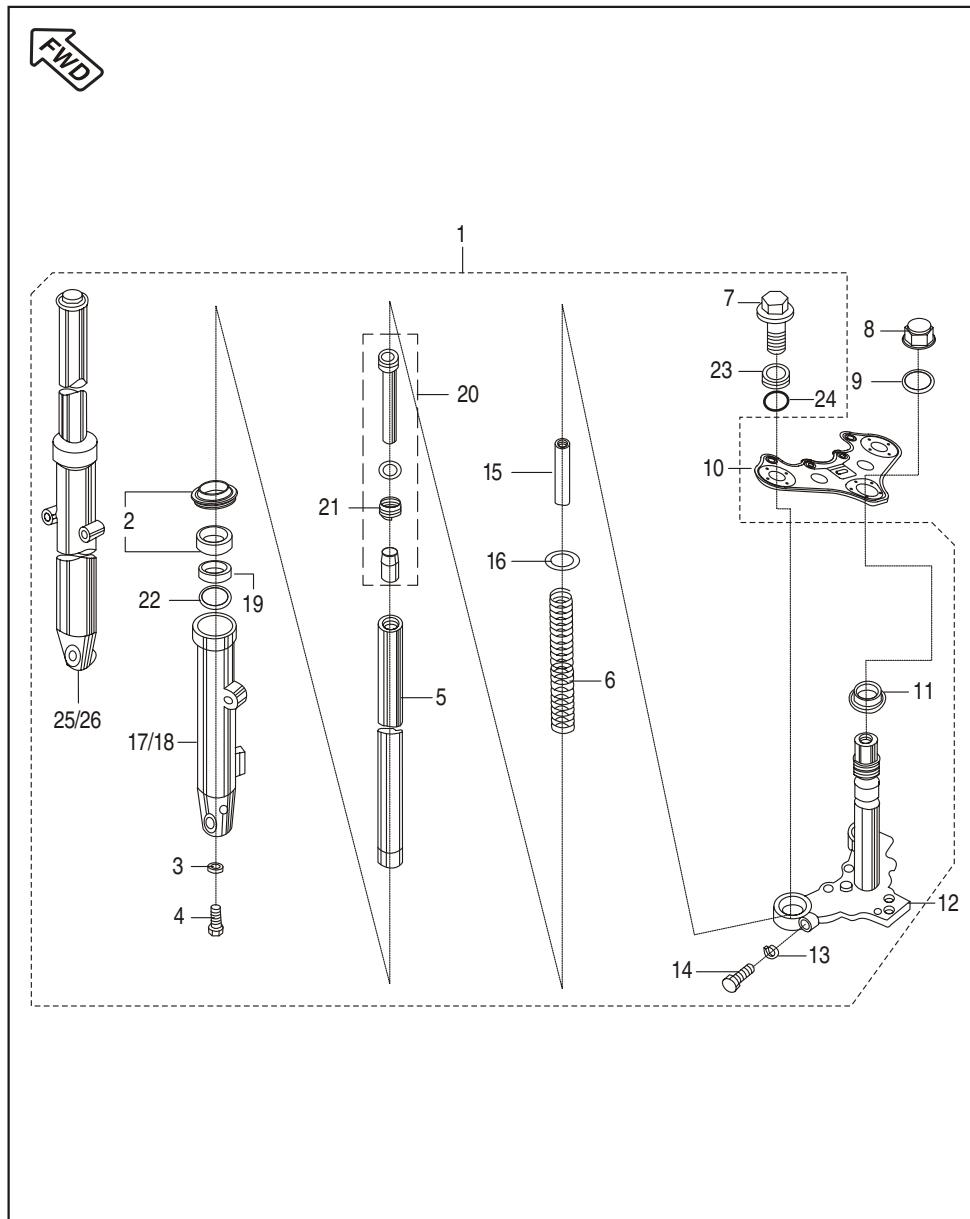
Handle Bar



No.	Part No.	Description	KS Drum	ES Drum	Remarks
17	DS 1810 06	Holder Lower	2	2	
18	39 2582 04	Flanged bolt	4	4	
19	DS 1810 07	Washer Handle Upper	2	2	
20	DS 1810 08	Damper Handle Upper	2	2	
21	DS 1810 09	Damper Handle Lower	2	2	
22	DS 1810 10	Washer Handle Lower	2	2	
23	39 0422 15	Nylock Nut	2	2	
24	36 DF10 01	Kit Cable Adjuster Assly.	1	1	
25	DD 1910 85	Stud Lever Handle (L.H)	1	1	
26	DL 1910 14	Stud Lever Handle (R.H)	1	1	
27	30 1910 48	Band	2	2	
28	30 1910 17	Nut (For Stud R.H)	2	2	
29	39 1553 04	Bolt Flange	2	2	
30	JZ 2326 00	3 in One Lock Set	1	1	
31	39 1943 04	Flange Bolt	2	2	For Ignition Switch
32	JZ 1510 11	Holder Fork Upper	1	1	
33	DU 2010 46	Plunger With Spring	1	1	Part of Ride Control Switch
34	DX 1910 01	Throttle Pipe	1	1	
35	36 DU19 01	Cable Adjuster Kit	1	1	

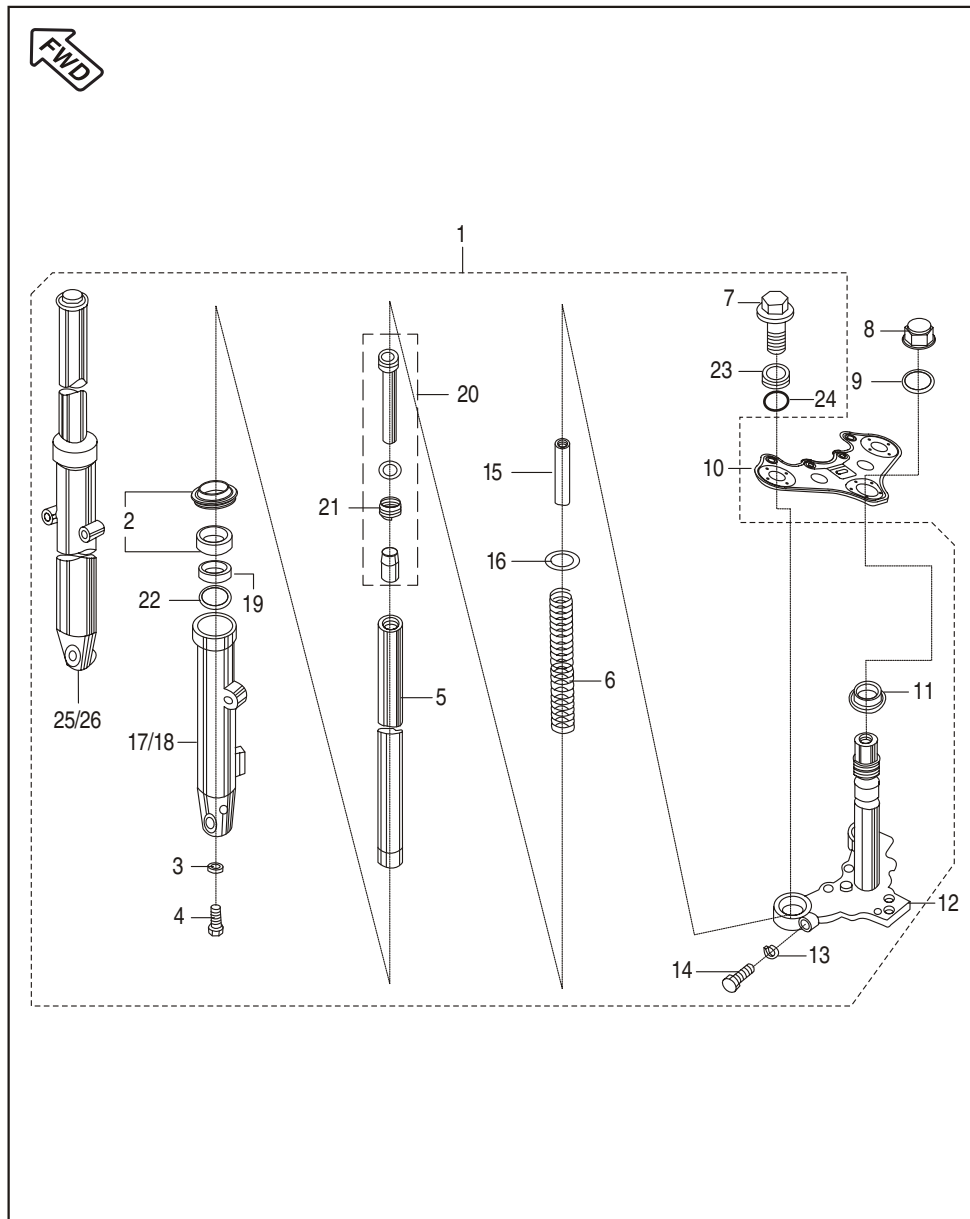


Front Fork



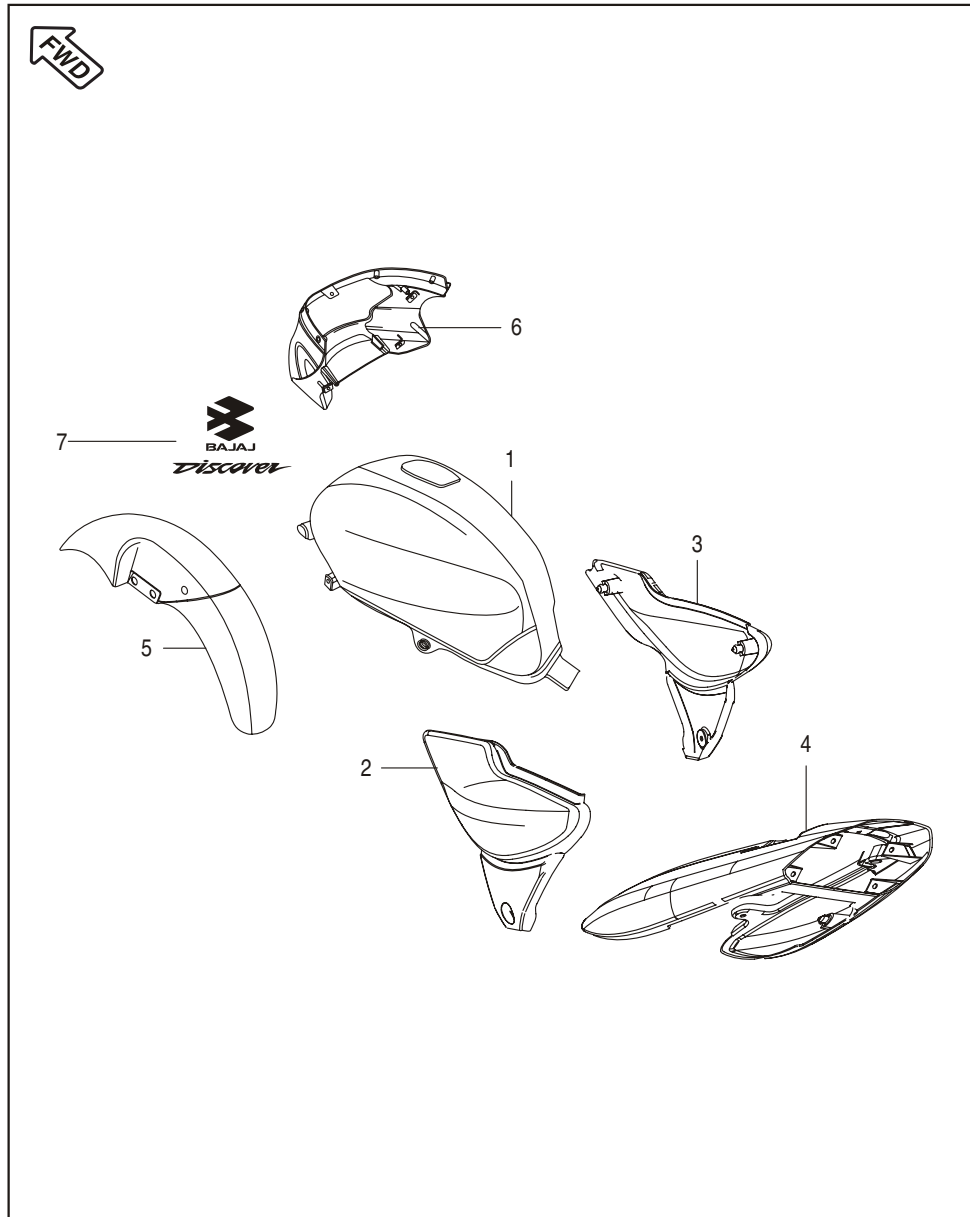
No.	Part No.	Description	KS Drum	ES Drum	Remarks
1	PA 1210 00	Fork Front	1	1	
2	36 DZ00 20	Front Fork Seal Kit	1	1	
3	30 1810 26	Gasket	2	2	
4	30 1810 25	Bolt	2	2	
5	JA 1510 13	Fork Pipe Inner	2	2	
6	DJ 1811 04	Spring Front Fork	2	2	
7	59 0400 06	Bolt Fork	2	2	Hex Head Bolts With Washer
8	DS 1810 15	Cap Nut Fork	1	1	
9	DS 1810 16	Plain Washer	1	1	For Cap Nut
10	JZ 1510 11	Holder Fork upper	1	1	
11	30 1810 09	Bearing Cone	1	1	
12	JZ 1510 13	Under Bracket Fork	1	1	
13	39 0789 12	Spring washer	2	2	
14	39 1181 01	Bolt	2	2	
15	JW 1510 29	Nylon spacer	2	2	
16	DS 1810 16	Washer	2	2	
17	PA 1210 05	Outer Tube LH With Guide Bush	1	1	
18	PA 1210 06	Outer Tube RH With Guide Bush	1	1	

Front Fork



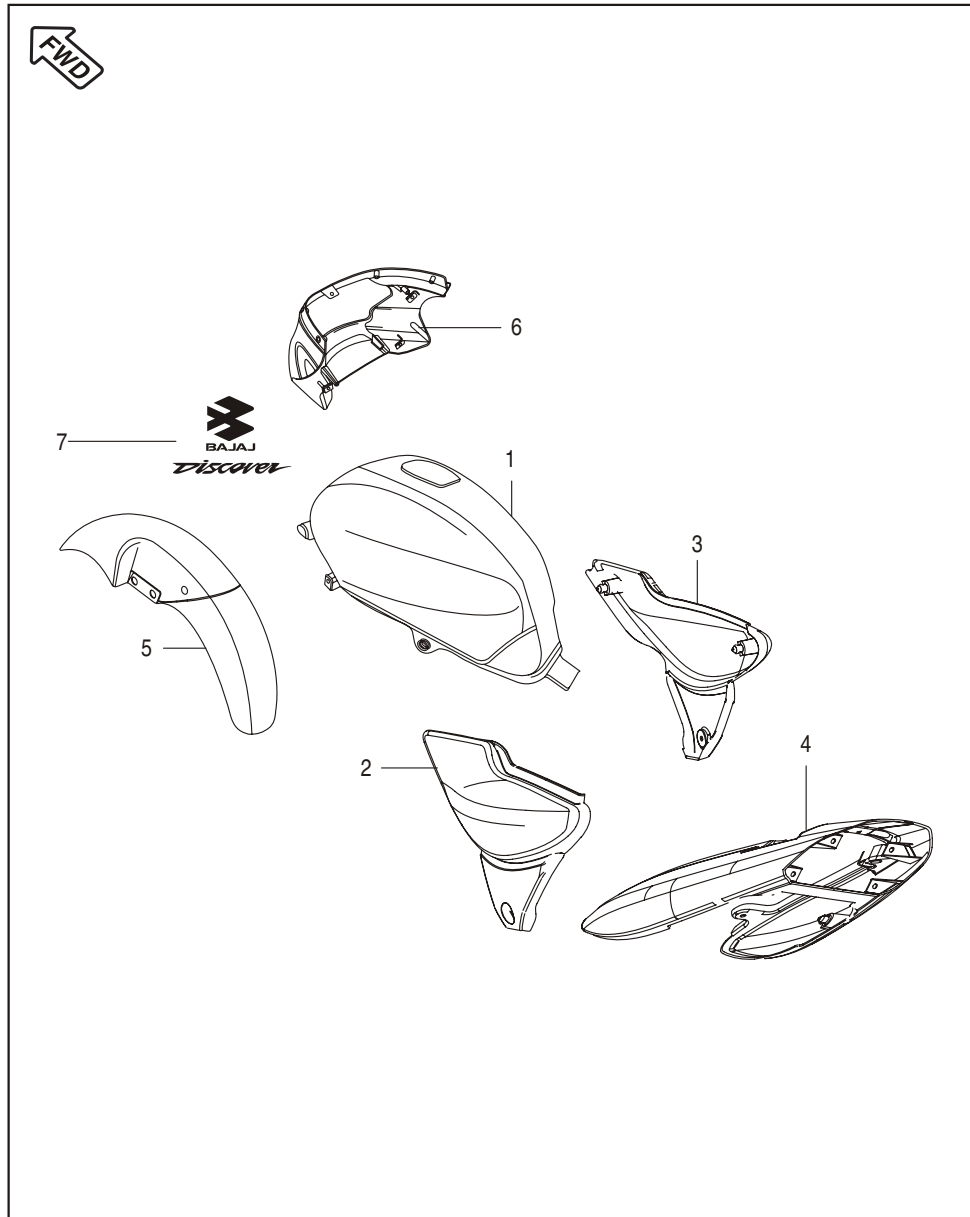
No.	Part No.	Description	KS Drum	ES Drum	Remarks
19	JK 1210 07	Anti Friction Bush	2	2	
20	JW 1510 23	Cylinder Complete Fork	2	2	
21	31 1810 99	Rebound Spring	2	2	
22	JK 1210 09	Washer Anti Friction Bush	2	2	
23	DS 1810 12	Bolt Fork	2	2	
24	31 1811 02	'O' Ring	2	2	
25	PA 1210 01	Leg Assly. LH	1	1	
26	PA 1210 03	Leg Assly. RH	1	1	

Painted Parts and Decals



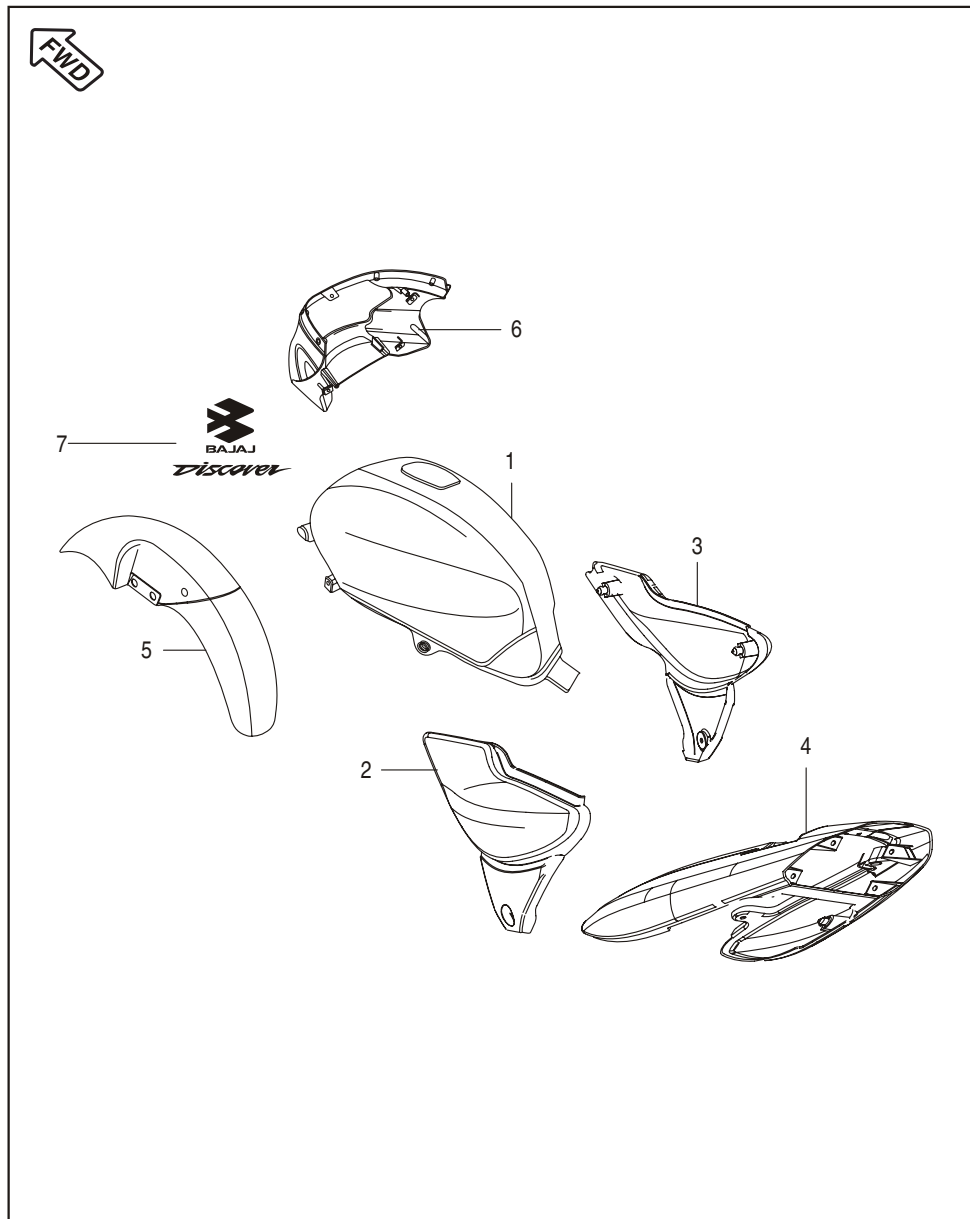
No.	Part No.	Description	KS Drum	ES Drum	Remarks
1	PA 7101 3B	Fuel Tank with Decal	1	1	Black With Blue Decals
	PA 7101 3C	Fuel Tank with Decal	1	1	Black With Red Decals
	PA 7101 4N	Fuel Tank with Decal	1	1	Black With Green Decals
	PA 7101 3F	Fuel Tank with Decal	1	1	Red With Red Decals
	PA 7101 3E	Fuel Tank with Decal	1	1	Blue With BlueDecals
	PA 7101 5D	Fuel Tank with Decal	1	1	Black With Gold Decals
	PA 7101 5E	Fuel Tank with Decal	1	1	Black With Magenta Red Decals
2	52 PA00 20	Side Cover LH	1	1	Black With Blue Decals
	52 PA00 22	Side Cover LH	1	1	Black With Red Decals
	52 PA00 51	Side Cover LH	1	1	Black With GreenDecals
	52 PA00 26	Side Cover LH	1	1	Red With Red Decals
	52 PA00 24	Side Cover LH	1	1	Blue With BlueDecals
	52 PA01 42	Side Cover LH	1	1	Black With Gold Decals
	52 PA01 37	Side Cover LH	1	1	Black With Magenta Red Decals
	3	52 PA00 21	Side Cover RH	1	1
52 PA00 23		Side Cover RH	1	1	Black With Red Decals
52 PA00 52		Side Cover LH	1	1	Black With GreenDecals
52 PA00 27		Side Cover RH	1	1	Red With Red Decals
52 PA00 25		Side Cover RH	1	1	Blue With BlueDecals
52 PA01 43		Side Cover RH	1	1	Black With Gold Decals
52 PA01 38		Side Cover RH	1	1	Black With Magenta Red Decals

Painted Parts and Decals



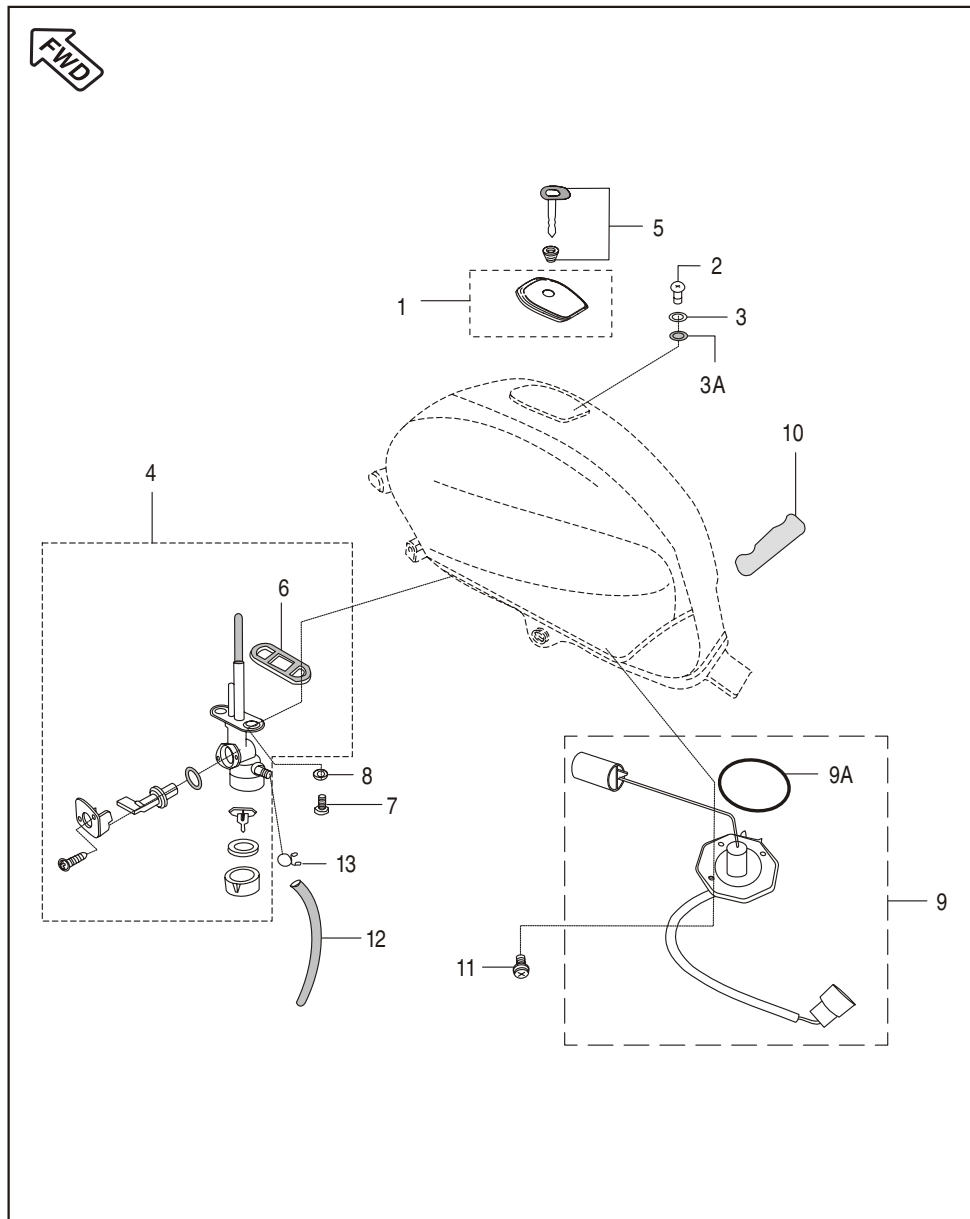
No.	Part No.	Description	KS Drum	ES Drum	Remarks
4	PA 7501 3B	Seat Cowl Assembly	1	1	Black With Blue Decals
	PA 7501 3C	Seat Cowl Assembly	1	1	Black With Red Decals
	PA 7501 4N	Seat Cowl Assembly	1	1	Black With Green Decals
	PA 7501 3F	Seat Cowl Assembly	1	1	Red With Red Decals
	PA 7501 3E	Seat Cowl Assembly	1	1	Blue With Blue Decals
	PA 7501 5D	Seat Cowl Assembly	1	1	Black With Gold Decals
	PA 7501 5E	Seat Cowl Assembly	1	1	Black With Magenta Red Decals
5	PA 7201 3B	Fender Front	1	1	Green
	PA 7201 3C	Fender Front	1	1	E B Back
	PA 7201 3F	Fender Front	1	1	Red
	PA 7201 3E	Fender Front	1	1	Blue
6	52 PA00 15	Head Lamp Cowling	1	1	Black With Blue Decals
	52 PA00 16	Head Lamp Cowling	1	1	Black With Red Decals
	52 PA00 19	Head Lamp Cowling	1	1	Black With GreenDecals
	52 PA00 17	Head Lamp Cowling	1	1	Red With Red Decals
	52 PA00 18	Head Lamp Cowling	1	1	Blue With BlueDecals
	52 PA01 45	Head Lamp Cowling	1	1	Black With Gold Decals
	52 PA01 40	Head Lamp Cowling	1	1	Black With Magenta Red Decals

Painted Parts and Decals



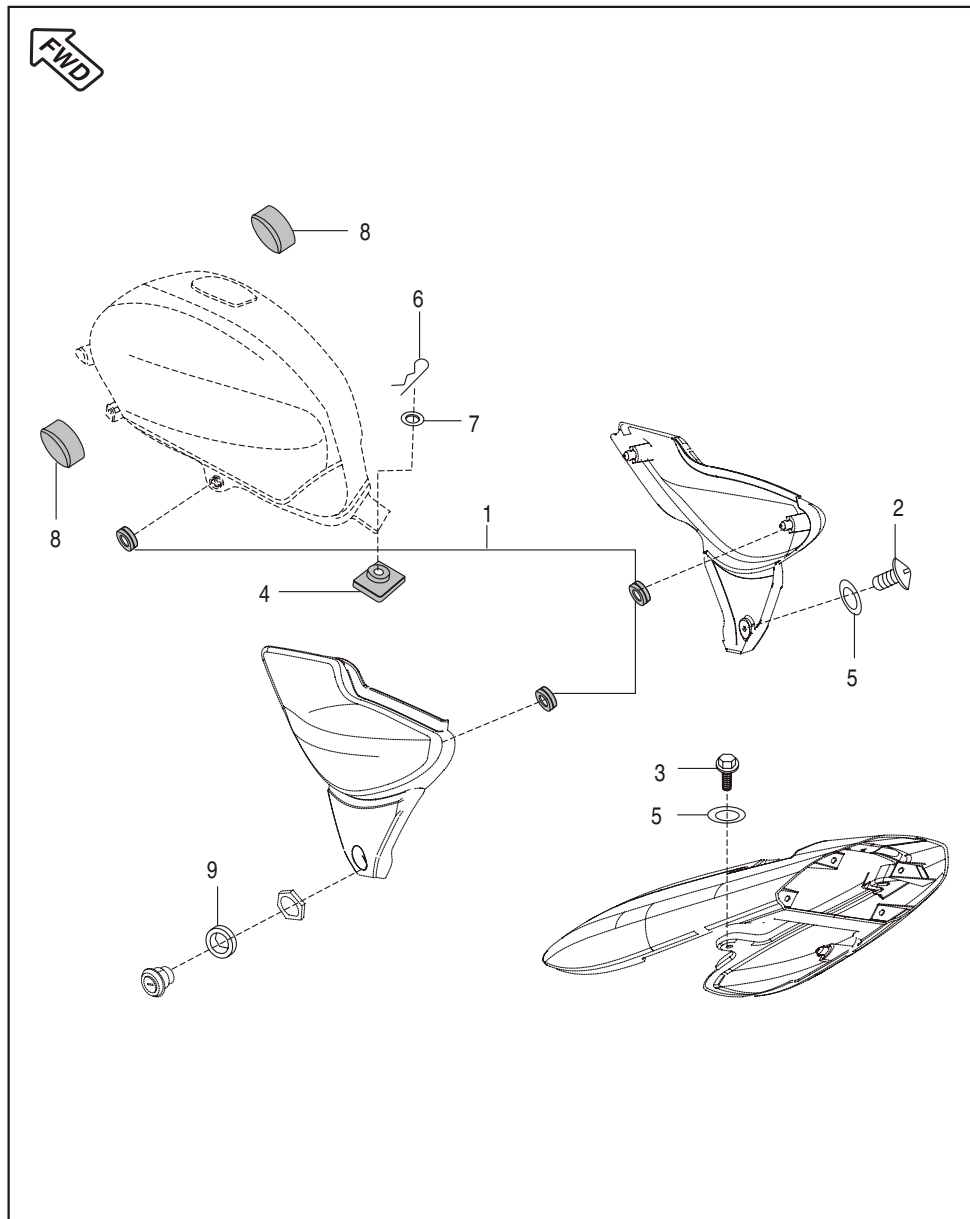
No.	Part No.	Description	KS Drum	ES Drum	Remarks
7	PA 2330 00	Tank Decal Set	1	1	Black With Blue Decals
	PA 2330 10	Tank Decal Set	1	1	Black With Red Decals
	PA 2330 40	Tank Decal Set	1	1	Black With Green Decals
	PA 2330 20	Tank Decal Set	1	1	Blue With Blue Decals
	PA 2330 30	Tank Decal Set	1	1	Red With Red Decals
	PA 2330 73	Tank Decal Set	1	1	Black With Gold Decals
	PA 2330 85	Tank Decal Set	1	1	Black With Magenta Red Decals
8	PA 2330 03	Kit Decal	1	1	Black With Blue Decals
	PA 2330 13	Kit Decal	1	1	Black With Red Decals
	PA 2330 45	Kit Decal	1	1	Black With Green Decals
	PA 2330 23	Kit Decal	1	1	Blue With Blue Decals
	PA 2330 33	Kit Decal	1	1	Red With Red Decals
	PA 2330 72	Kit Decal	1	1	Black With Gold Decals
	PA 2330 84	Kit Decal	1	1	Black With Magenta Red Decals

Petrol Tank, Cap Tank and Gauge Fuel



No.	Part No.	Description	KS Drum	ES Drum	Remarks
1	DS 1410 09	Cap Assly. Tank	1	1	
2	39 0761 01	Screw Pan Cross	2	2	
3	39 2179 24	Washer	2	2	
3A	30 1410 31	'O' Ring	2	2	
4	DS 1410 18	Fuel Tap Assly	1	1	
5	JZ 2326 00	3 In 1 Lock Set with Key	1	1	
6	30 1410 39	Packing	1	1	For Petrol Cock
7	DD 1410 22	Bolt Flanged	2	2	For Petrol Cock
8	39 0740 11	Washer (Non-Metallic)	2	2	For Petrol Cock
9	DS 2010 79	Fuel Gauge - Tank Unit	1	1	With 'O' Ring
9A	39 2758 21	'O' Ring	1	1	For Tank Unit
10	DS 1410 13	Seat Tape	1	1	Pasted on Tank
11	39 2484 15	Flanged Nut	4	4	
12	JB 1718 02	Tube Fuel	1	1	Cock to Carb.
13	30 1410 15	Pipe Clip	2	2	

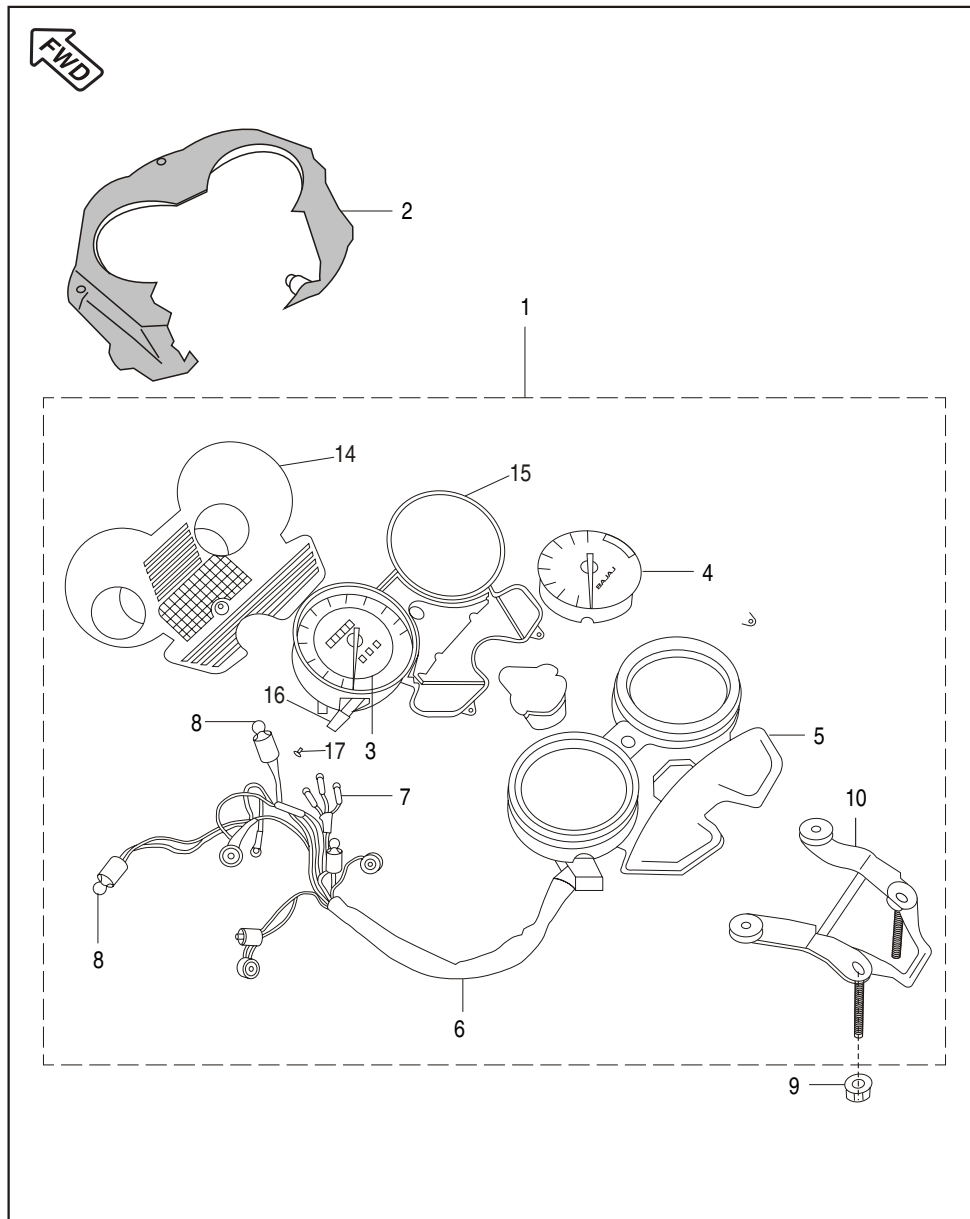
Fittings - Petrol Tank, Side Covers & Cover Seat



No.	Part No.	Description	KS Drum	ES Drum	Remarks
1	36 DS14 01	Grommet Kit for Side Cover	1	1	Refer Page No. 114
2	DG 1611 21	Screw	1	1	
3	39 1943 04	Flanged Bolt	2	2	
4	JN 1710 00	Damper Rear	1	1	For Tank
5	39 1789 24	Washer Nylon	3	3	
6	39 0983 08	Pin Snap	1	1	
7	39 1054 11	Plain Washer	1	1	
8	DJ 1410 08	Damper Front	2	2	For Tank Mtg.
9	31 1610 18	Damper	1	1	

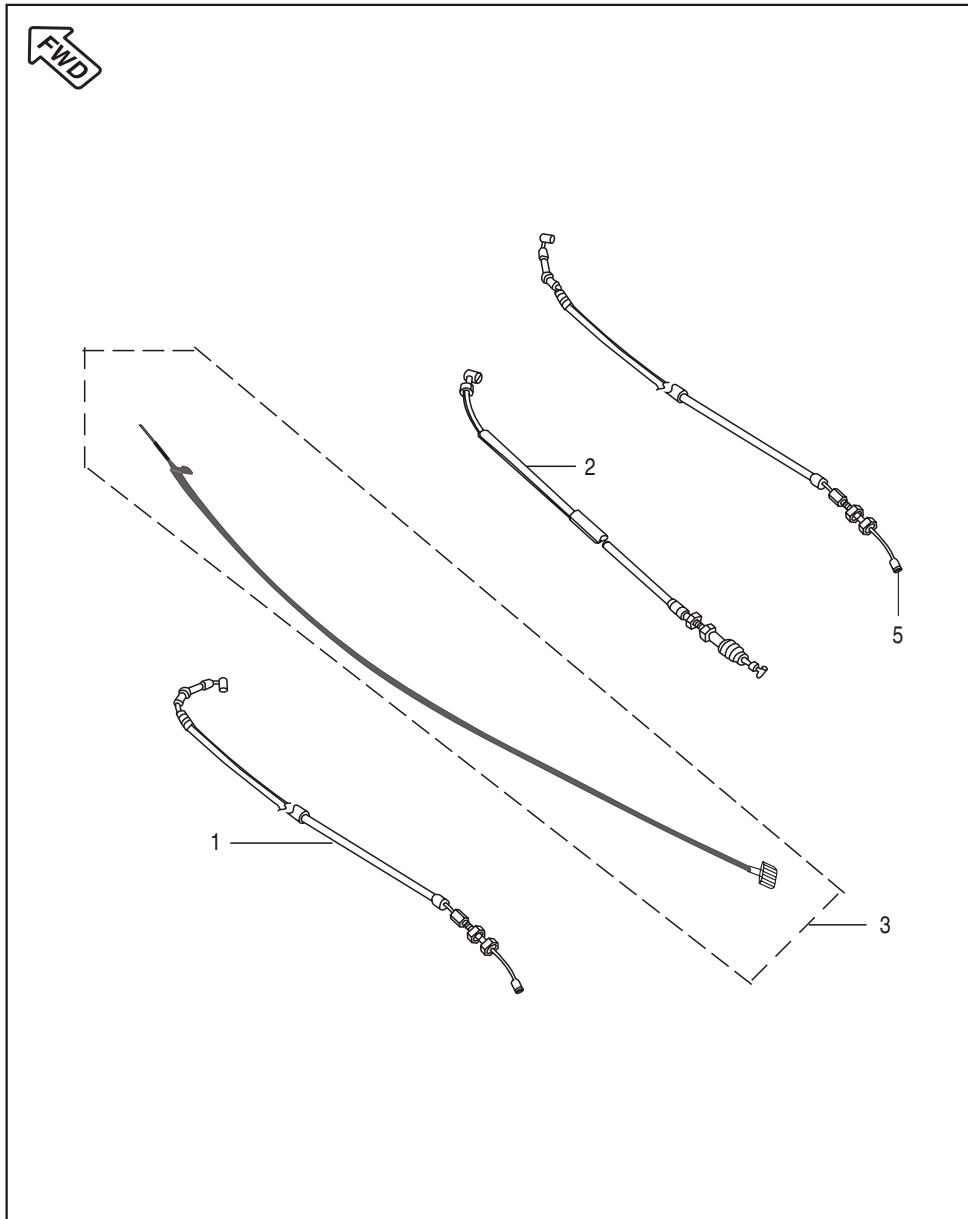


Meter Assembly



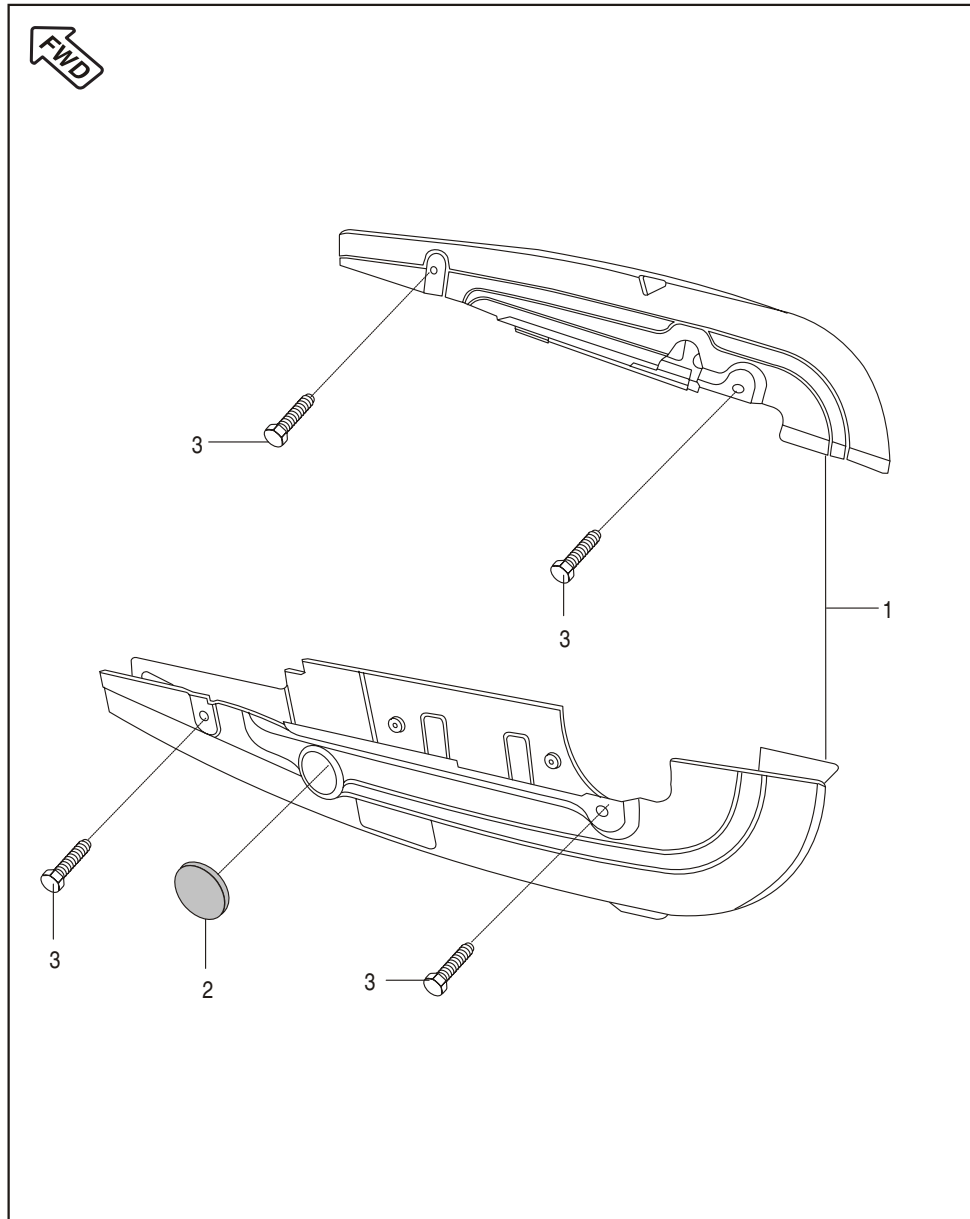
No.	Part No.	Description	KS Drum	ES Drum	Remarks
1	PA 4024 00	Speedometer Assly.	--	1	
	PA 4024 06	Speedometer Assly. KS	1	--	Ref. Cir. A-10
	JZ 4024 03	Speedometer Assly	1	1	From 10.02.2011
2	JZ 1812 00	Flap Cowling	1	1	
3	PA 4024 01	Speedometer Machine With Dial	--	1	
	PA 4024 07	Speedometer Machine With Dial	1	--	
	PA 4024 21	Speedometer Machine With Dial	--	1	Minda
4	PA 4024 02	Fuel Gauge Machine with dial	--	1	
	PA 4024 08	Fuel Gauge Machine with dial	1	--	
	PA 4024 18	Fuel Gauge Machine with dial	--	1	Minda
5	PA 4024 03	Speedo meter Top Cover	1	1	
	PA 4024 19	Speedo meter Top Cover	--	1	Minda
6	PA 4024 04	Speedometer wiring harness	--	1	
	PA 4024 09	Speedometer wiring harness	1	--	
	PA 4024 20	Speedometer wiring harness	--	1	Minda
7	CL 2010 42	Bulb 12V - 1.7 W	4	4	
		a. Neutral Indicator			
		b. Low Battery Indicator			
		c. High Beam Indicator			
		d. Turn Signal indicator			
8	DH 1910 37	Bulb 12V - 3 W	2	2	
9	39 0798 15	Flanged Nut	2	2	
10	PA 4024 05	Speedometer Bracket	1	1	
11		Foam side Flap	1	1	N.I.
12	JN 1810 14	Foam Speedo Flap	2	2	N.I.
13	JN 1814 06	Beading Speedo Flap	4	4	N.I.
14	PA 4024 10	Cover Speedo Black	1	1	
	PA 4024 14	Cover Speedo Black	--	1	Minda
15	PA 4024 11	Assly Speedo Case	1	1	PA402415-Minda
16	PA 4024 12	Trip Meter Knob	1	1	PA402416-Minda
17	PA 4024 13	Screw Trip Meter Knob	1	1	PA402417-Minda

Control Cables



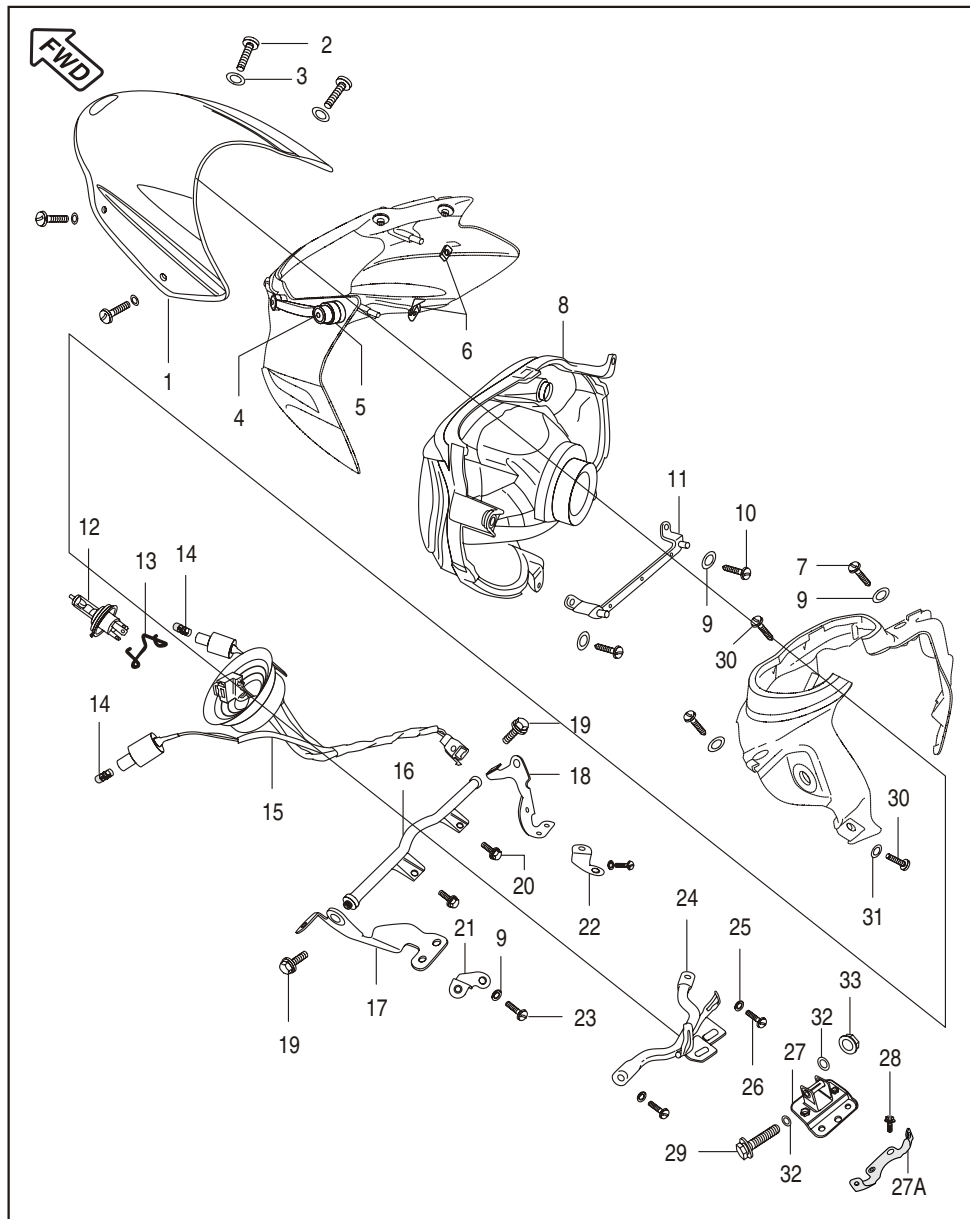
No.	Part No.	Description	KS Drum	ES Drum	Remarks
1	JZ 1612 01	Cable Accelerator	1	1	
2	JZ 1612 00	Cable Clutch	1	1	
3	DS 1910 06	Cable Speedometer	1	1	
4	DS 1910 08	Inner cable Speedometer	1	1	
5	DS 1910 54	Front Brake Cable	1	1	

Chain Case



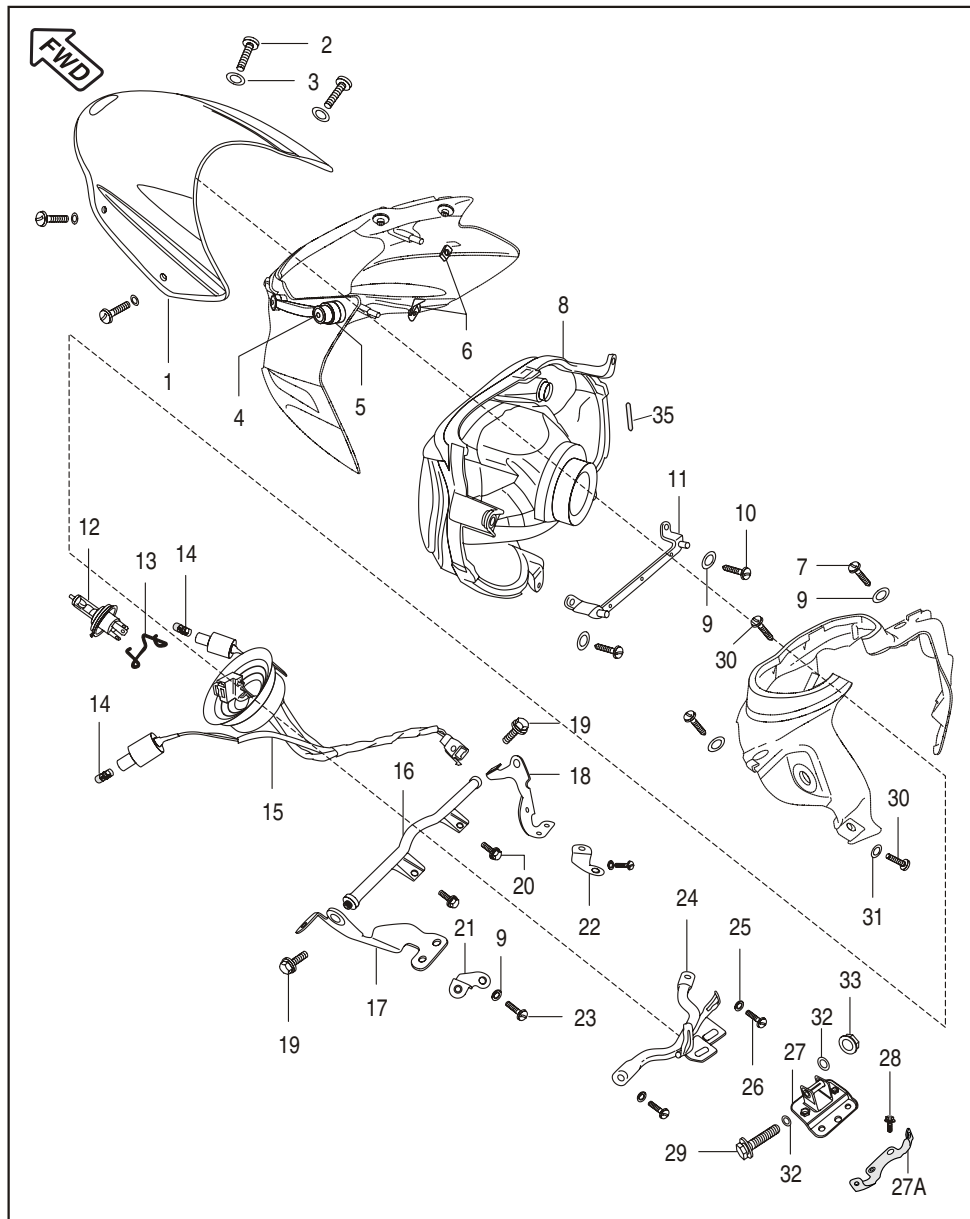
No.	Part No.	Description	KS Drum	ES Drum	Remarks
1	52 PA00 54	Chain Case Assly Kit	1	1	Refer Page No. 114
2	15 1610 69	Rubber Cap	1	1	
3	JB 1812 39	Bolt	4	4	Front & Rear Side Mtg.
4	DX 1610 52	Beading Chain Case	1	1	N.I.

Head Lamp & Fairing



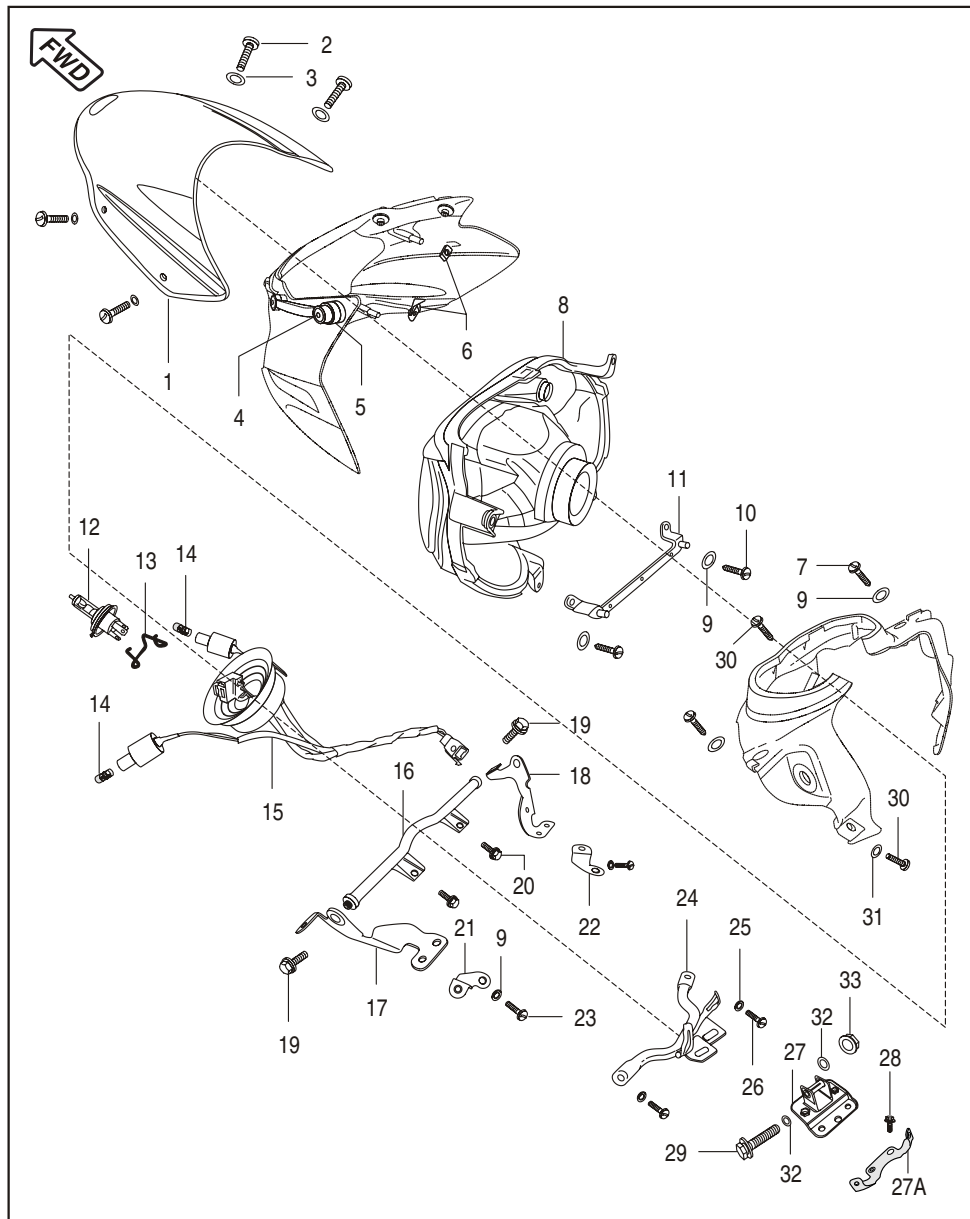
No.	Part No.	Description	KS Drum	ES Drum	Remarks
1	JN 1810 01	Wind Shield	1	1	
2	JZ 1812 06	Screw S.S.	4	4	
3	39 2141 24	Non Metallic Washer	4	4	
4	JZ 1810 03	Well Nut	4	4	
5	JN 1810 10	Bush-1 for Well Nut	2	2	
	JN 1810 11	Bush-2 for Well Nut	2	2	
6	35 1610 60	Clip Nut	5	5	
7	39 2238 01	Screw M.S.	2	2	
8	JZ 4010 12	Head Lamp Assly	--	1	Without Bulb
	DS 2010 05	Head Lamp Assly	1	-	
9	39 0454 11	Washer Metallic	6	6	
10	39 1778 02	Screw Tapping	2	2	
11	JN 1810 05	Bracket Head Lamp Mounting	1	1	For Bkt. H/L Mtg
12	CL 2010 23	Lamp 12V 35/35W-HS1	1	1	
13	DS 2010 36	Head Lamp Bulb Clip	1	1	
14	DJ 2010 72	Lamp 12V 5W	1	2	Pilot Lamp
15	JZ 4010 15	Head Lamp Harness Branch	1	1	
16	JN 1810 03	Bracket Fairing Top	1	1	
17	JN 1810 17	Bracket Flap Support LH	1	1	
18	JN 1810 18	Bracket Flap Support RH	1	1	
19	JN 1810 21	Bolt Flange	2	2	Fairing Top
20	39 1943 04	Bolt Flange	2	2	

Head Lamp & Fairing



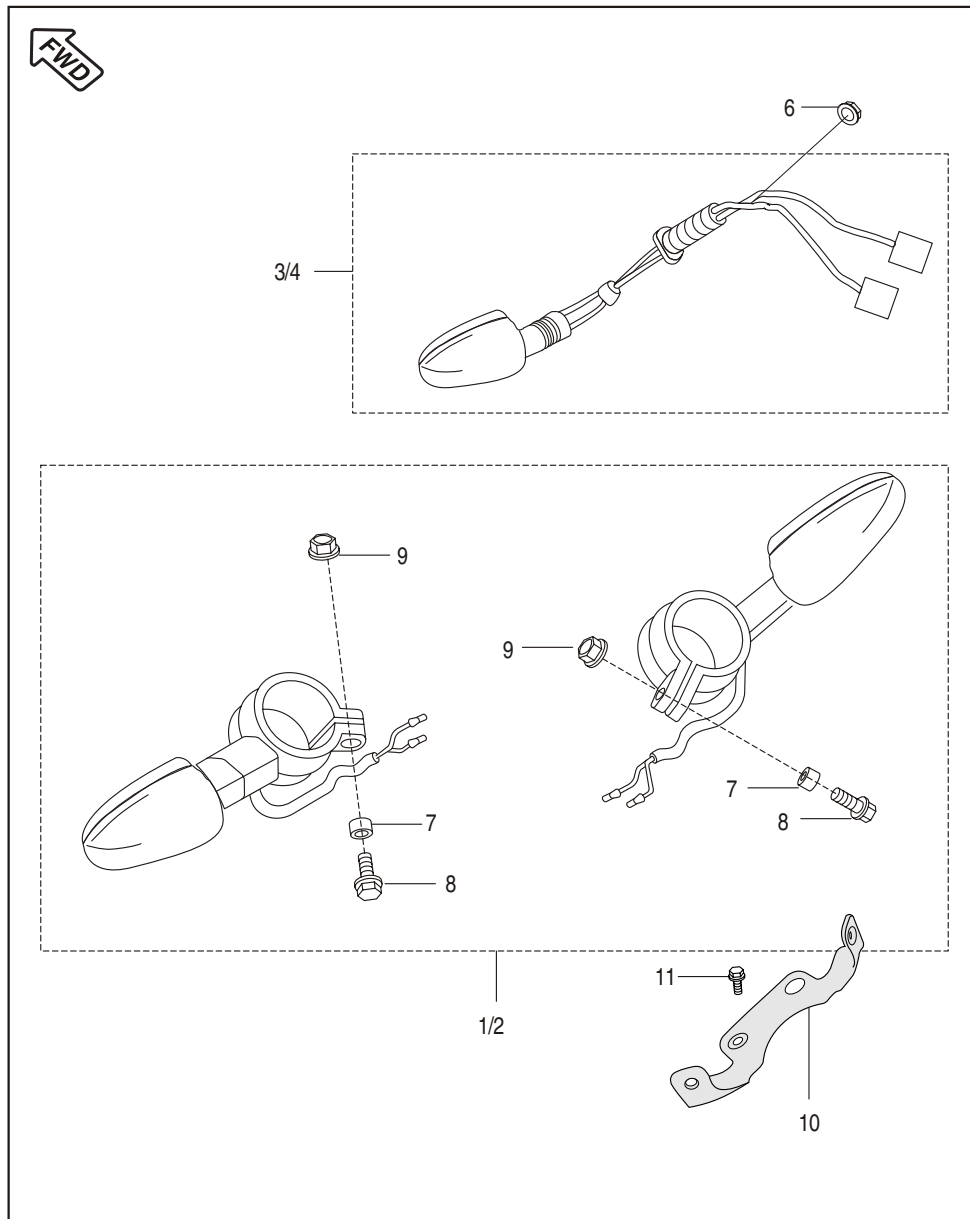
No.	Part No.	Description	KS Drum	ES Drum	Remarks
21	JN 1810 23	Bracket H/L Mtg Lower LH	1	1	
22	JN 1810 24	Bracket H/L Mtg Lower RH	1	1	
23	59 0100 05	Screw Mushroom Head	2	2	
24	JN 1810 04	Bracket Cowling	1	1	
25	39 0219 11	Washer	2	2	For Bracket Cowling Mounting
26	39 2060 04	Bolt Hex	2	2	For Bracket Cowling Mounting
27	JN 2328 02	Bracket Cowling Lower	1	1	
27A	JZ 1510 08	Blinker mtg. bracket	1	1	Mounted on 'Bkt. Cowling Lower'
28	39 1943 04	Bolt Flange	2	2	
29	39 1961 04	Bolt Hex Flange	1	1	
30	39 1907 01	Mushroom Head Screw	4	4	
31	39 2141 24	Washer Non-Metallic	4	4	
32	39 1508 11	Washer for H/L Adjustment Bolt	2	2	
33	39 0798 15	Hex. Flange Nut	1	1	
34	JZ 1810 02	Damper Assly. (N.I.)	1	1	On Fairing
35	JZ 1810 04	Foam Strip Head Lamp	6	6	

Head Lamp & Fairing



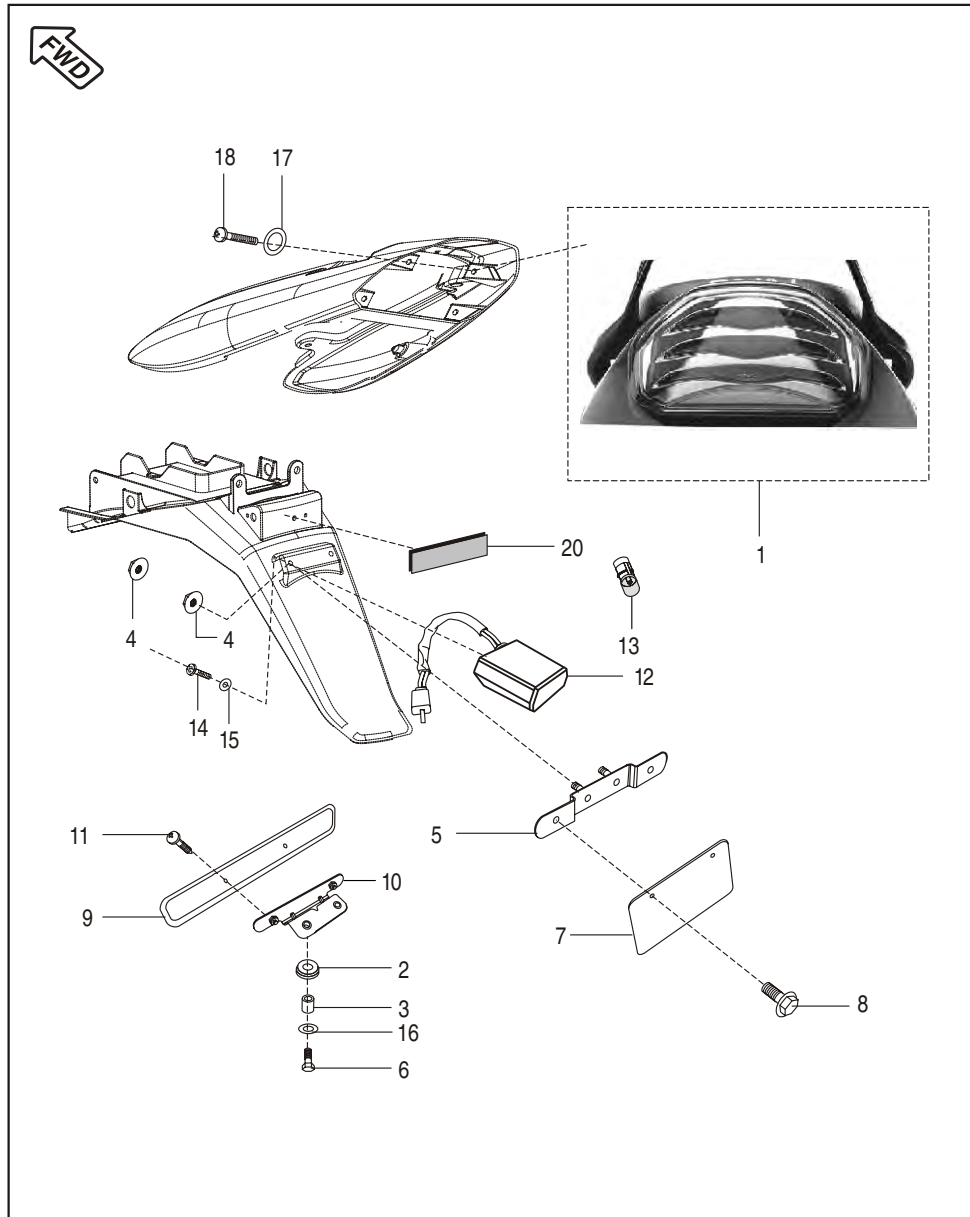
No.	Part No.	Description	KS Drum	ES Drum	Remarks
35	JZ 1810 04	Foam Strip	--	1	N.I.
	JZ 1810 05	Foam Strip	1	--	N.I.
36	JN 1810 14	Foam Flap Cowling (LH/RH)	2	2	N.I.
37	39 1508 11	Washer for H/L Adjustment Bolt	2	2	N.I.
38	JN 1814 06	Beading Speedo Flap (N.I.)	4	4	For Flap Cowling
39	JN 1810 14	Foam Speedo Flap (N.I.)	1	1	On Head Lamp Assly.
40	JN 1810 19	Foam (N.I.)	1	1	Between Fairing & Wind Shield

Indicator Light Assembly



No.	Part No.	Description	KS Drum	ES Drum	Remarks
1	JZ 4010 00	Indicator Assly FR. LH	1	1	
2	JZ 4010 01	Indicator Assly FR. RH	1	1	
3	DJ 2012 06	Indicator Assly RR. LH	1	1	
4	DJ 2012 07	Indicator Assly RR. RH	1	1	
5	GH 2010 12	Lamp 12 V - 10W	4	4	N.I.
6	39 1970 15	Hex. Nut with Flange	2	2	N.I.
7	31 2010 01	Collar	2	2	
8	39 1950 04	Bolt Flange	2	2	
9	39 0798 15	Nut M - 6	2	2	
10	JZ 1510 08	Blinker mtg. Bracket	1	1	Mounted on 'Bkt. Cowling Lower'
11	39 1943 04	Flange Bolts	2	2	For Blinker mtg. Bkt.

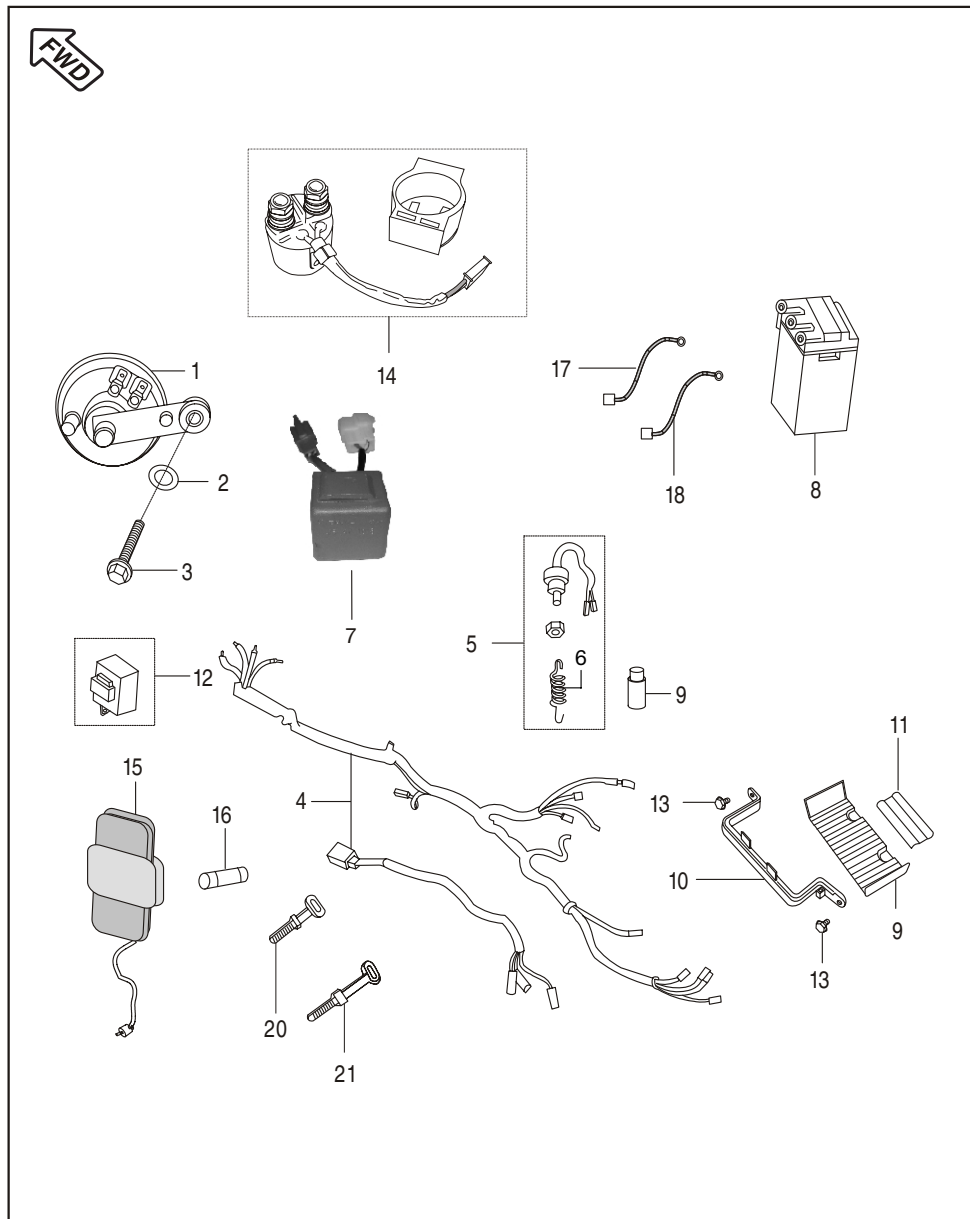
Tail Lamp Assly / Front Number Plate



No.	Part No.	Description	KS Drum	ES Drum	Remarks
1	JZ 4010 06	LED Tail Lamp	--	1	
	DS 2010 08	Tail Lamp	1	--	
2	DD 2010 11	Damper	2	2	For Front No. Plate
3	31 2010 01	Collar	2	2	For Front No. Plate
4	39 2124 15	Flange Nut	1	1	
5	DJ 1610 72	Bracket Rear No. Plate	--	1	For Front No. Plate mtg.
	JZ 2328 01	Bracket Rear No. Plate	1	--	
6	39 1553 04	Bolt Flange	2	2	For Front No. Plate
7	DP 1611 45	Number Plate Rear	1	1	
8	39 2476 04	Hex Flanged Bolt	2	2	For Front No. Plate
9	DP 1611 44	Number Plate Front	1	1	
10	JZ 2328 00	Front No. Plate Mounting Bkt.	1	1	
11	39 1783 01	Truss Screw Front No. Plate	2	2	
12	JW 4010 11	No. Plate Lamp With 2 pt. Coupler	--	1	
	PA 4010 01	Reflex Reflector	1	--	
13	DJ 2010 72	Bulb 12V/ 5W	1	1	Rr. No. Plate Lamp
14	39 0705 01	Screw	2	2	For Rr. No. Plate Lamp
15	39 0711 11	Plain washer	2	2	
					- Do -
16	39 1211 11	Washer	2	2	
17	39 0740 11	Washer (Non Metallic)	--	4	For LED Tail Lamp
18	39 0746 01	Screw For LED Tail Lamp	-	4	
	39 0817 15	Hex Nut	4	-	Tail Lamp
19	DJ 1610 07	Damper Rear No. Plate	1	1	
20	JZ 1810 04	Foam Strip	1	1	

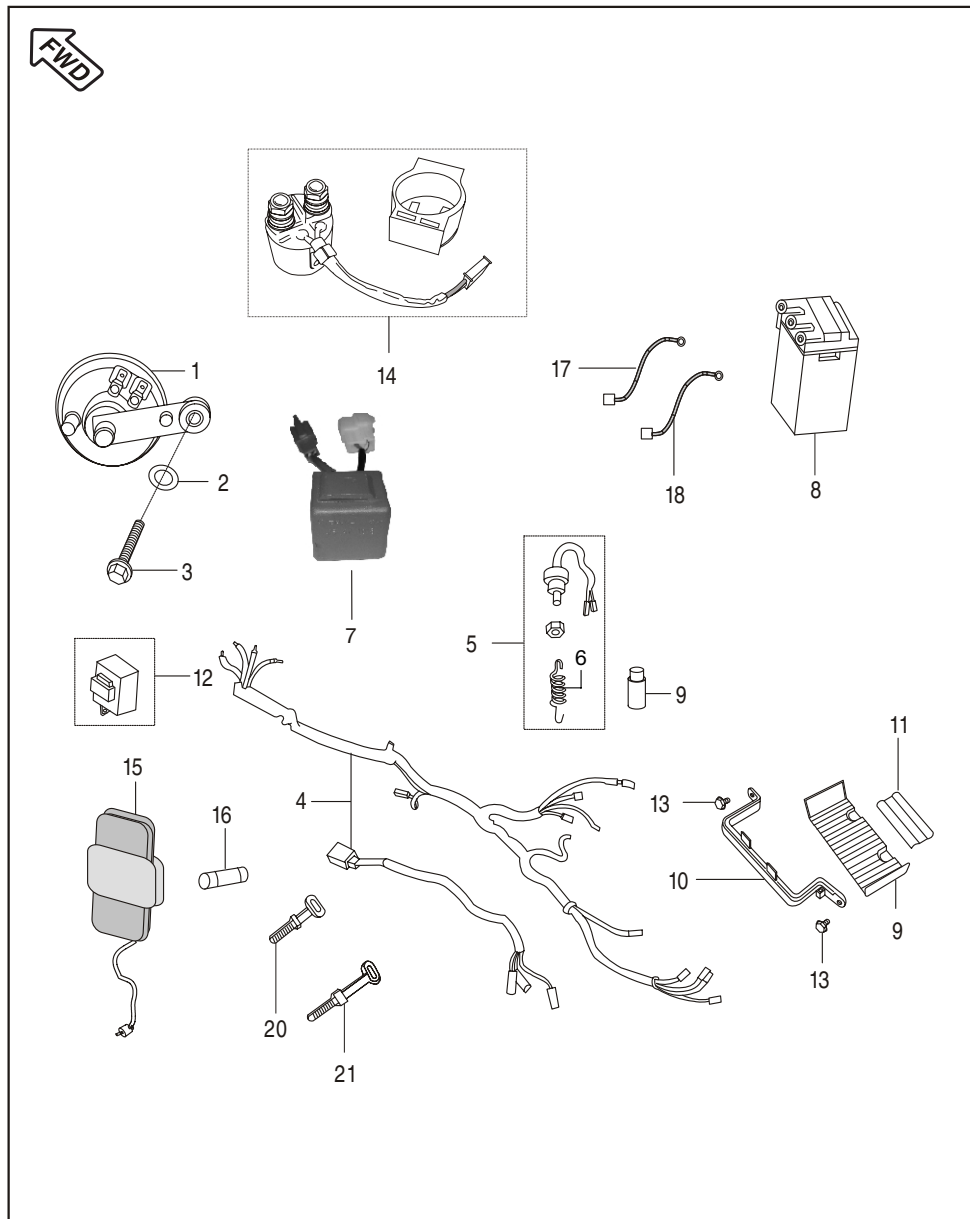


Electrical Equipments

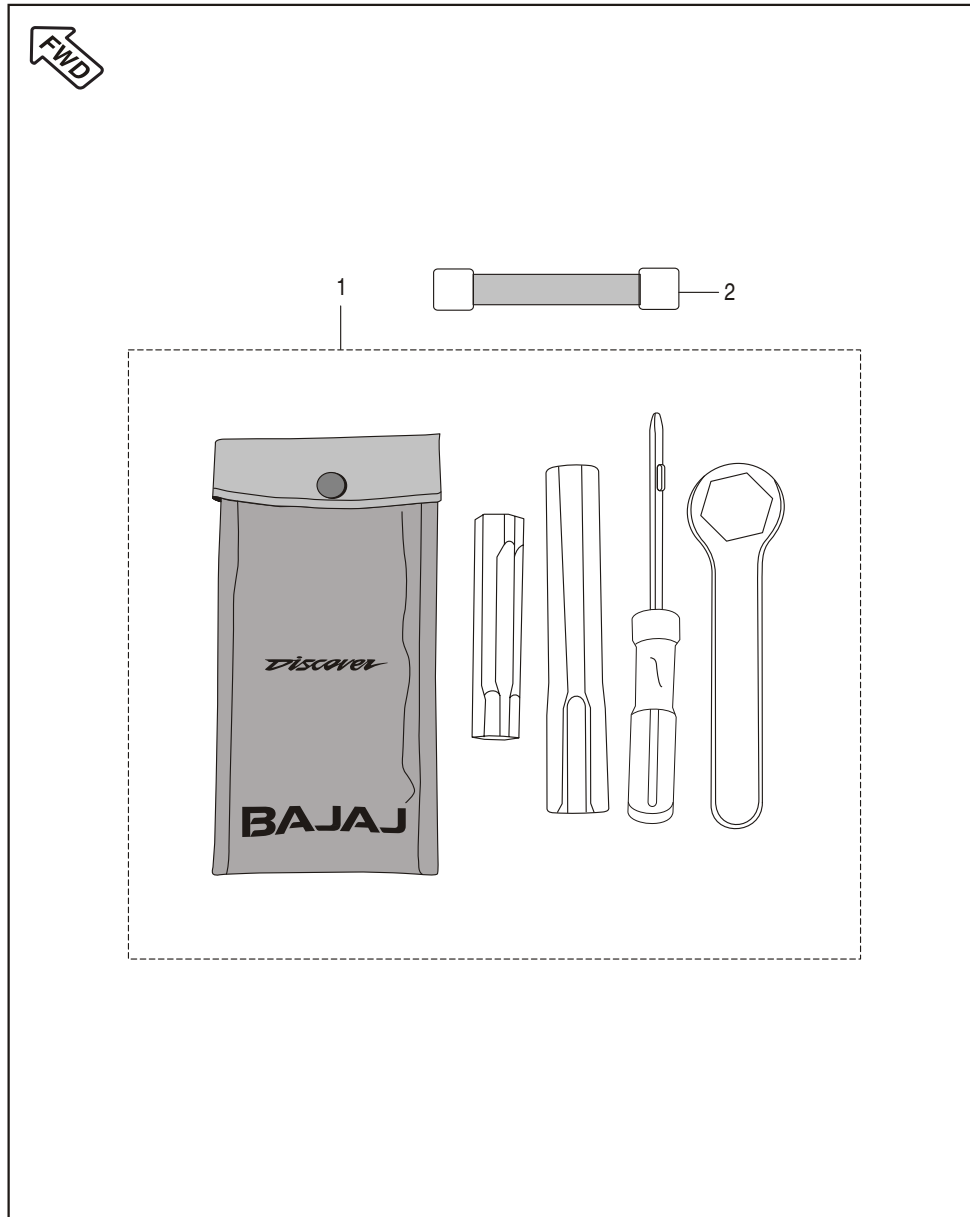


No.	Part No.	Description	KS Drum	ES Drum	Remarks
1	JW 4016 00	Horn LH with Stay	1	1	
2	39 1507 11	Plain Washer	1	1	
3	39 1956 04	Flange Bolt	1	1	
4	PA 4022 11	Wiring Harness (ES)	--	1	
	PA 4022 13	Wiring Harness (KS)	1	--	
5	DS 2010 29	Rear Brake Switch	1	1	
6	DS 1910 07	Spring Brake Switch	1	1	
7	JZ 4010 13	Head Lamp Control Unit	1	1	
8	31 2010 27	Battery 2.5 AH	1	1	N.S.
	DS 2010 82	Battery MF Dry 5AH	1	1	
9	DX 1610 32	Base Battery (ES)	--	1	
	DS 1611 18	Base Battery (KS)	1	--	
10	DX 1610 44	Band Battery (ES)	--	1	
	DX 1610 31	Band Battery (KS)	1	--	
11	DS 1611 04	Battery Arrester	1	1	
12	DS 2010 25	Assly DC Flasher	1	1	
13	39 2208 04	Bolt Flange	2	2	
14	JN 3516 04	Starter Relay	--	1	With Grommet
15	30 2011 04	Fuse Box Assly.	2	2	For Light Main Fuse
16	30 2010 85	Fuse	2	2	Light & Main Fuse
17	DS 2010 22	Cable Assly.	1	1	(Battery to St. Relay)
18	PA 4022 03	St. Relay to Motor Relay	--	1	

Electrical Equipments



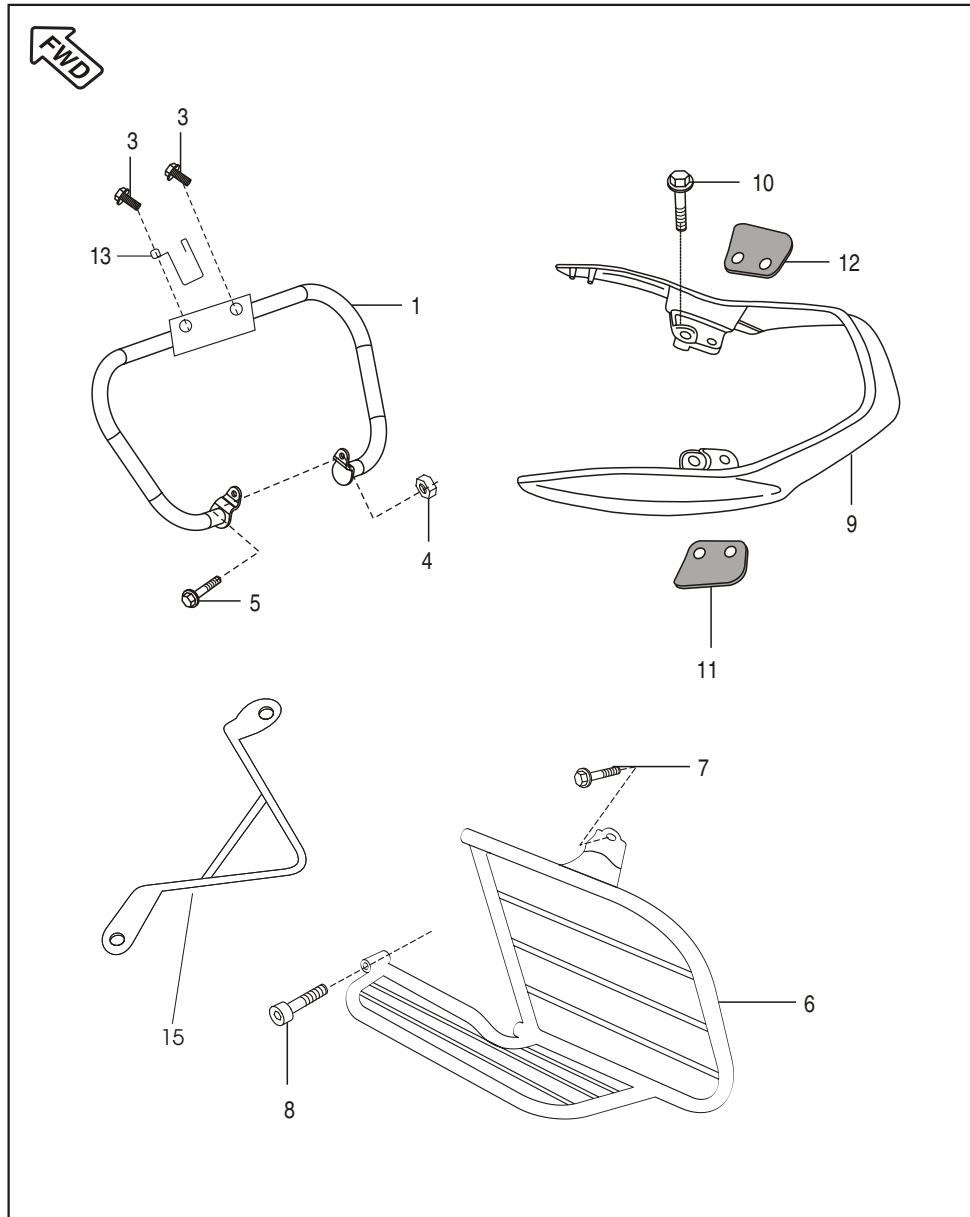
No.	Part No.	Description	KS Drum	ES Drum	Remarks
19	PA 4022 02	Cable Assly. (Battery to Earth)	1	1	N.I.
20	30 1910 48	Band (Harness)	5	5	Length 123 mm
21	30 2010 64	Band (Harness)	3	3	Length 149 mm
22	60 1114 15	Cable Tie Lock	1	1	N.I. (Fairing Mtg Bkt)
23	60 1114 17	Clip Positive Lock	1	1	N.I. (Frame)



Tool Kit

No.	Part No.	Description	KS Drum	ES Drum	Remarks
1	PA 2310 00	Tool Kit	1	1	For Reference Only
2	DP 2210 11	Band Tool Kit	1	1	not Serviced Separately.

Accessories / Grab Handle



No.	Part No.	Description	KS Drum	ES Drum	Remarks
1	JZ 2312 01	Leg Guard	1	1	
2	DS 1610 66	Frame Tape	1	1	N.I.
3	39 1556 04	Bolt Flange	2	2	
4	39 1970 15	Nut	1	1	
5	JA 1134 04	Bolt Flange (M8)	1	1	
6	JZ 2312 02	Saree Guard	1	1	
7	39 2731 04	Hex Bolt	1	1	
8	39 2495 04	Socket Head Bolt	1	1	
9	DS 1611 88	Grab Handle with Foam	1	1	
10	39 1681 04	Flange Bolt	4	4	For Mounting Grab Handle
11	DJ 1610 79	Foam LH	1	1	
12	DJ 1610 80	Foam RH	1	1	
13	PA 1138 00 JZ 1138 02	Hook Clutch Cable Hook Clutch Cable	1 1	1 1	Ref. Circular A-10 24.1.2010
14	39 1943 04	Bolt Flange M6	1	1	Ref. Circular A-10 24.1.2010
15	JZ 2312 04	Small Saree Guard	1	1	Ref. Circular A-10 24.1.2010

## Kit List

Sr No	Kit Part No.	Kit Description	Consisting of Following Parts		
			Part No.	Description	Qty/Kit
1	36PA0004	Valve Kit	JB511200	Valve Intake	1
			JB511201	Valve Exhaust	1
2	36JA0003	Valve Repair Kit	39201719	Seat Valve Stem	2
			DG101029	Cotter Valve	2
			JA511203	Retainer Valve Spring	2
			28101129	Seat Valve Spring	2
			JA511202	Spring Washer	2
3	36PA0002	Kit Guide Camchain	JB511004	Guide Camchain (Slack Side)	1
			JB521007	Guide Camchain (Tight Side)	1
4	36PA0003	Piston Ring Set	JB411207	Ring Piston Top	1
			JB521208	Ring Piston Second	1
			JB521209	Ring Piston Oil	1
5	36DU1007	Boss Kick Set	30101233	Boss Kit	1
			30101234	Spring	1
			30101236	Ball Steel	1
			30101235	Pin	1
			39085517	E - Type Clip	1
6	36PA0011	Jet Kit	JB581225	Jet Needle	1
			Jb581268	Needle Jet	1
			JB581261	Holder Needle Jet	1
			JB581262	Jet Main # 80	1
			JB581263	Jet Main # 80	1
7	36PA0012	Air Screw Kit	JB581266	Screw Adjuster	1
			JB581240	'O' - Ring	1
			JB581244	Spring Compr Coil	1
			JB581245	Plain Washer	1
			JB581246	'O' - Ring	1

## Kit List

Sr No	Kit Part No.	Kit Description	Consisting of Following Parts		
			Part No.	Description	Qty/Kit
8	36PA0013	Idling Screw Kit	JB581241	Screw Stop	1
			JB581240	'O' - Ring	1
			JB581242	Spring Compr	
9	36DS2101	Seat Damper Kit	DS211004	Damper Seat - I	7
			DS211005	Damper Seat - II	2
10	36DS1802	Bearing Cone Kit	DH181025	Bearing cone	1
			DH181026	Bearing race	1
			DH181024	Upper bearing race	1
			DS211004	Seat Damper	1
11	36DS1801	Holder Handle Set	DS181019	Holder Handle	2
			DS181006	Holder Handle	2
12	36DS1401	Grommet Kit - Side Cover	DS141012	Grommet Side Cover Front	2
			DS161082	Grommet Side Cover Rear	2
14	52PA0054	Case Chain Kit	PA181206	Case Chain Upper Assly.	1
			PA181207	Case Chain Lower Assly.	1
			15161069	Cap Rubber	1
15	36PA0014	Throttle Valve Kit	JB581265	Valve Throttle	1
			JB581235	Bar Clip	1
			JZ581206	Collar Magnet Holder	1
			JB581249	Spring Compr	1
16	36PA0015	Carb. Gasket- 'O' Ring Kit	JB581231	Gasket Float Chamber	1
			JB581239	Top Gasket	1
			JB581240	'O' - Ring	3
			JB581269	'O' - Ring 24x26 (eng Side)	1
17	36PA0008	Chain Sprocket Kit	JA131206	Sprocket Hub (42T)	1
			Jb551000	Sprocket Drive (14T)	1
			PA141000	Chain 118 Link - 420 Series	1



### SPC Updation Details

Page no.	Fig. no.	Old part no.	New part no.	Description	Updation date	Remarks
106	4	PA402200	PA402211	Wiring Harness	13.02.12	Rationalization of Wiring Harness
106	4	PA402201	PA402213	Wiring Harness	13.02.12	-----"do"-----
108	22	-----	60111415	Guide Tie Lock	13.02.12	-----"do"-----
108	23	-----	60111417	Clip Positive Lock	13.02.12	-----"do"-----
14,16	Gear Transmission commonisation				16.03.12	Ref. Page No. 14 & 16 (Circular IB-15)

### SPC Updation Details

Page no.	Fig. no.	Old part no.	New part no.	Description	Updation date	Remarks

# Parts Index



Part Number	Figure No.	Page No.
14151021	10	62
15161069	2	94
15191026	11	70
22150241	4	30
28101214	9	28
30101096	6	28
30101142	4	24
30101195	11	26
30141015	13	86
30141031	3A	86
30141039	6	86
30151038	13	62
30151038	20	68
30151041	23	64
30151042	24	64
30151069	9	62
30151069	16	66
30151096	18	70
30151105	8	62
30151105	17	68
30151118	20	62
30171022	5	54
30181006	5	48
30181009	11	76
30181025	4	76
30181026	3	76
30191017	28	74
30191035	10	70
30191036	12	70
30191038	7	70
30191048	27	74
30191048	20	108
30201064	21	108
30201085	16	106

Part Number	Figure No.	Page No.
30201104	15	106
31101173	3	12
31151018	13	66
31151021	14	66
31151029	10	66
31161018	9	88
31181099	21	78
31181102	24	78
31201001	7	102
31201001	3	104
31201027	8	106
31201081	5	22
35161060	6	96
39007104	10	34
39019811	8	70
39021111	7	56
39021911	25	98
39024211	15	56
39025811	4	50
39029215	16	50
39029215	22	70
39032615	11	56
39042215	9	58
39042215	23	74
39045411	11	50
39045411	9	96
39055302	10	50
39059417	12	8
39069415	16	70
39070501	14	104
39071111	15	104
39072311	19A	68
39073212	19	62
39073817	6	30

# Parts Index



Part Number	Figure No.	Page No.
39074011	8	86
39074011	17	104
39074601	8	20
39074601	4	42
39074601	18	104
39074701	9	22
39075301	3	38
39076101	2	86
39078408	7	54
39078912	15	70
39078912	13	76
39079415	9	66
39079708	3	58
39079815	6	56
39079815	9	90
39079815	33	98
39079815	9	102
39080708	17	70
39080808	9	70
39081715	8	18
39081715	18	104
39084001	18	62
39098004	11	28
39098308	6	88
39098717	3	14
39099206	2	16
39099206	4	38
39099311	5	30
39099906	12	22
39099906	25	24
39100006	2	10
39100006	6	20
39100006	11	22
39100120	23	24

Part Number	Figure No.	Page No.
39100120	15	28
39101321	25	64
39104119	3	24
39105411	7	88
39118101	14	76
39121111	16	104
39128321	9	4
39128321	13	4
39135815	13	50
39136420	12	66
39150711	2	106
39150811	32	98
39150811	37	100
39151011	2	62
39154011	19	70
39155304	29	74
39155304	6	104
39155604	3	46
39155604	3	112
39167121	20	24
39167204	21	70
39167404	3	42
39168004	3	70
39168104	10	112
39171519	4	22
39175904	17	22
39176511	11	34
39177802	10	96
39177902	15	34
39178301	11	104
39178924	5	88
39186420	5	12
39190204	4	44
39190701	30	98



# Parts Index

Part Number	Figure No.	Page No.	Part Number	Figure No.	Page No.
39194304	12	42	39249211	8	36
39194304	9	56	39249504	8	112
39194304	3	88	39256220	2	22
39194304	20	96	39258204	18	74
39194304	28	98	39258811	13	36
39194304	11	102	39260011	3	28
39194304	14	112	39260801	11	4
39194304	31	74	39262921	12	4
39195004	8	102	39266921	13	8
39195604	3	106	39268020	5	62
39196104	29	98	39268120	7	62
39196404	14	20	39268220	15	66
39197015	2	46	39270411	7	18
39197015	6	102	39272204	8	54
39197015	4	112	39272315	6	46
39198104	21	14	39272612	8	50
39201719	7	6	39272612	6	52
39206004	18	50	39273104	7	112
39206004	26	98	39275404	7	36
39212415	4	104	39275821	9A	86
39214124	3	96	59010005	23	98
39214124	31	98	59040006	7	76
39217924	3	86	59040014	15	42
39219019	7	22	59040038	2	2
39220804	15	24	59040038	11	20
39220804	7	26	59040038	16	22
39220804	13	106	59040038	17	24
39223801	7	96	59040038	4	26
39224020	6	66	59110008	2B	12
39231004	2	52	59120003	2A	12
39240817	12	30	59150014	1	12
39242001	16	56	59200036	3	20
39247604	8	104	59200036	3	22
39248415	11	86	59210023	14	22

# Parts Index

Part Number	Figure No.	Page No.	Part Number	Figure No.	Page No.
59210024	18	14	52JB0233	1	22
60111415	22	108	52JB0234	1	24
60111417	23	108	52PA0015	6	82
36DF1001	24	74	52PA0016	6	82
36DS1401	1	88	52PA0017	6	82
36DS1802	4	48	52PA0018	6	82
36DS2101	2	44	52PA0019	6	82
36DU1007	3	30	52PA0020	2	80
36DU1901	35	74	52PA0021	3	80
36DZ0020	2	76	52PA0022	2	80
36JA0003	6	6	52PA0023	3	80
36JB0021	5	32	52PA0024	2	80
36JB0022	4	32	52PA0025	3	80
36JB0023	1	24	52PA0026	2	80
36JW0014	6	40	52PA0027	3	80
36JZ0015	1	26	52PA0051	2	80
36PA0002	6	8	52PA0052	3	80
36PA0003	3	10	52PA0054	1	94
36PA0004	5	6	52PA0137	2	80
36PA0006	7	12	52PA0138	3	80
36PA0006	16	28	52PA0140	6	82
36PA0008	2	66	52PA0142	2	80
36PA0011	5	32	52PA0143	3	80
36PA0012	4	32	52PA0145	6	82
36PA0013	6	32	CB101114	2	36
36PA0014	18	32	CF111019	8	42
36PA0015	19	32	CL201023	12	96
36PA0043	2	66	CL201042	7	90
52JA0028	14	28	CS101128	9	8
52JA0029	12	20	DD101097	13	30
52JB0229	1	22	DD101480	7	28
52JB0230	2	20	DD111011	10A	42
52JB0231	5	10	DD111012	11	42
52JB0232	1	4	DD111018	8	42

# Parts Index

Part Number	Figure No.	Page No.	Part Number	Figure No.	Page No.
DD111048	9	42	DH161194	5	52
DD121181	19	24	DH161240	7	58
DD141022	7	86	DH181014	3	48
DD161071	14	36	DH191037	8	90
DD161078	20	70	DJ141008	8	88
DD191069	8	72	DJ151036	14	50
DD191085	25	74	DJ151042	13	70
DD201011	2	104	DJ151047	19	50
DD201170	11	72	DJ161007	19	104
DF161102	8	58	DJ161069	10	56
DF161413	4	52	DJ161072	5	104
DG101029	4	6	DJ161079	11	112
DG101339	11	18	DJ161080	12	112
DG101418	7	24	DJ181104	6	76
DG121002	8	34	DJ191054	4	72
DG161121	2	88	DJ201072	14	96
DG191045	4	70	DJ201072	13	104
DH101048	5	8	DJ201206	3	102
DH101125	20	22	DJ201207	4	102
DH101125	14	30	DJ221003	14	72
DH101163	10	40	DJ221004	15	72
DH101387	4	8	DK101135	7	16
DH101392	7	8	DL151014	22	64
DH101509	10	18	DL161015	13	56
DH101781	2	40	DL191014	26	74
DH101784	6	22	DP101269	6	24
DH121038	12	34	DP161144	9	104
DH151029	14	70	DP161145	7	104
DH161121	4	58	DP161163	6	54
DH161145	5	58	DP161170	3	54
DH161146	11	58	DP161260	8	48
DH161155	12	36	DP171006	7	48
DH161157	11	36	DP221011	2	110
DH161158	17	56	DS101117	8	30

# Parts Index

Part Number	Figure No.	Page No.	Part Number	Figure No.	Page No.
DS101154	6	12	DS181007	19	74
DS101215	8	24	DS181008	20	74
DS101276	3	8	DS181009	21	74
DS121116	2	34	DS181010	22	74
DS121117	6	34	DS181012	23	78
DS121126	7	34	DS181015	8	76
DS141009	1	86	DS181016	9	76
DS141013	10	86	DS181016	16	76
DS141018	4	86	DS181018	2	48
DS151048	2	60	DS181019	16	72
DS151049	3	60	DS181060	11	90
DS151052	5	60	DS191006	3	92
DS151053	6	60	DS191007	6	106
DS151089	11	62	DS191008	4	92
DS151091	14	62	DS191011	5	70
DS151091	21	68	DS191018	13	72
DS151092	16	62	DS191038	5	72
DS151094	17	62	DS191052	12	72
DS151095	15	62	DS191054	5	92
DS161066	2	112	DS201005	8	96
DS161069	13	34	DS201008	1	104
DS161077	6	58	DS201022	17	106
DS161104	11	106	DS201025	12	106
DS161112	2	58	DS201029	5	106
DS161113	1	58	DS201033	3	72
DS161118	9	106	DS201036	13	96
DS161125	1	56	DS201079	9	86
DS161188	9	112	DS201082	8	106
DS161287	5	56	DS211006	3	44
DS171007	9	50	DU101085	7	20
DS171013	12	50	DU101213	20	14
DS171014	17	50	DU201018	3	72
DS171015	6	50	DU201046	33	74
DS181006	17	74	DX121005	16	34

# Parts Index

Part Number	Figure No.	Page No.
DX121006	17	34
DX121007	3	34
DX121010	4	34
DX121011	5	34
DX151008	7	66
DX151009	11	66
DX151010	8	66
DX151012	5	66
DX151014	15	50
DX151015	4	66
DX151016	24	68
DX151018	26	68
DX151081	1	66
DX161031	10	106
DX161032	9	106
DX161044	10	106
DX161052	4	94
DX191001	34	74
DX191008	4	72
DX191009	9	72
GH201012	5	102
JA113403	1	46
JA113404	5	46
JA113404	5	112
JA131202	25	68
JA131205	18	68
JA131606	26	64
JA151013	5	76
JA161003	1	70
JA351600	7	40
JA351602	11	40
JA351604	8	40
JA351606	9	40
JA351608	12	40

# Parts Index

Part Number	Figure No.	Page No.
JA541211	11	24
JA541212	16	24
JA541215	13	24
JA541216	14	24
JA541219	21	24
JA541220	6	26
JA541221	8	26
JA541225	12	24
JA541233	10	26
JA541235	10	20
JA541236	9	24
JA541237	10	24
JA541241	1	26
JA551002	4	14
JA551004	7	14
JA551007	13	14
JA551008	16	14
JA551009	17	14
JA551206	14	14
JA551406	2	28
JA551416	12	28
JA551420	13	28
JA561209	6	18
JA561211	12	18
JA561400	9	18
JA581217	8	4
JA581406	5	4
JA591040	3	36
JA621002	9	30
JA621006	11	30
JA621201	1	30
JA621206	2	30
JA621402	4	40
JA621406	5	40

Part Number	Figure No.	Page No.
JA351609	13	40
JA351618	14	40
JA351619	16	40
JA351624	15	40
JA351626	9	40
JA351627	11	40
JA511028	2	4
JA511029	7	2
JA511204	3	6
JA511210	1	6
JA511211	2	6
JA511216	2	8
JA521017	8	8
JA521018	10	8
JA521019	11	8
JA521019	22	24
JA531011	14	8
JA531012	8	12
JA531015	9	12
JA541005	8	22
JA541005	9	26
JA541010	5	20
JA541011	4	20
JA541012	13	20
JA541015	9	20
JA541016	2	38
JA541019	13	22
JA541020	18	22
JA541021	15	22
JA541027	19	22
JA541028	14	42
JA541034	10	22
JA541044	2	26
JA541205	3	26

Part Number	Figure No.	Page No.
JA621410	3	40
JA621414	1	40
JB113004	9	36
JB113005	10	36
JB122009	7	50
JB122010	2B	50
JB122011	2A	50
JB122016	1	50
JB131019	27	68
JB131222	4	60
JB131223	19	68
JB131225	3	66
JB141001	1	66
JB171802	12	86
JB181239	3	94
JB181403	12	56
JB181412	3	56
JB181416	2	56
JB351014	1	42
JB351017	1	42
JB351022	2	42
JB401400	2	72
JB401401	3	72
JB401409	10	72
JB402202	7	10
JB501002	1	20
JB501003	1	20
JB511011	4	2
JB511015	8	2
JB511018	10	4
JB511019	3	4
JB511206	1	8
JB521211	4	10
JB531018	4	12

# Parts Index



Part Number	Figure No.	Page No.	Part Number	Figure No.	Page No.
JB531021	10	12	JD351206	10B	42
JB541201	24	24	JD511010	3	2
JB551000	19	14	JD521002	1	10
JB551400	1	28	JD531004	11	12
JB551404	4	28	JD551000	1	14
JB551406	10	28	JD551002	8	14
JB551408	5	28	JD551200	12	14
JB551411	8	28	JD551201	6	14
JB561000	6	16	JD551202	9A	14
JB561001	5	16	JD551203	10	14
JB571000	1	38	JD551204	11	14
JB581020	14	34	JD551205	5A	14
JB581021	1	34	JD551206	5	14
JB581202	13	32	JD551207	2	14
JB581204	14	32	JD551208	9	14
JB581229	7	32	JD551209	15	14
JB581230	8	32	JD551400	1A	28
JB581232	9	32	JD561002	8	16
JB581237	2	32	JD561006	4	16
JB581238	3	32	JD561011	3	16
JB581247	12	32	JD561203	4	18
JB581248	10	32	JD561204	5	18
JB581255	11	32	JD621001	7	30
JB581256	20	32	JE541209	13	24
JB581257	15	32	JE541210	6	26
JB581258	16	32	JE541211	2	24
JB581259	17	32	JE541212	13	26
JB581271	15	4	JK113008	4	54
JB581272	16	4	JK121007	19	78
JB581278	1	32	JK121009	22	78
JB581404	14	4	JK402000	13	42
JB591051	1	36	JN113200	10	58
JB591054	1	36	JN122000	3	50
JB621003	10	30	JN131812	8	62

# Parts Index



Part Number	Figure No.	Page No.	Part Number	Figure No.	Page No.
JN131812	17	68	JW561205	1	18
JN171000	4	88	JW561206	2	18
JN181001	1	96	JW561208	3	18
JN181003	16	96	JW591028	5	36
JN181004	24	98	JW591030	6	36
JN181005	11	96	JZ111001	1	48
JN181010	5	96	JZ113001	1	52
JN181011	5	96	JZ113003	3	52
JN181014	12	90	JZ113006	1	54
JN181014	36	100	JZ113007	2	54
JN181014	39	100	JZ113400	7	46
JN181017	17	96	JZ113402	9	46
JN181018	18	96	JZ113403	8	46
JN181019	40	100	JZ113802	13	112
JN181021	19	96	JZ151008	27A	98
JN181023	21	98	JZ151008	10	102
JN181024	22	98	JZ151011	32	74
JN181406	13	90	JZ151011	10	76
JN181406	38	100	JZ151013	12	76
JN191000	1	44	JZ151016	1	72
JN232802	27	98	JZ151018	6	72
JN351604	14	106	JZ151019	7	72
JP541205	1	26	JZ161001	2	70
JP541208	3	26	JZ161200	2	92
JV551002	8	14	JZ161201	1	92
JW151023	20	78	JZ181002	34	98
JW151029	15	76	JZ181003	4	96
JW233000	12	26	JZ181004	35	98
JW351400	6	10	JZ181004	35	100
JW401011	12	104	JZ181004	20	104
JW401600	1	106	JZ181005	35	100
JW541000	18	24	JZ181200	2	90
JW541005	5	24	JZ181206	2	96
JW561000	1	16	JZ181401	8	56

# Parts Index

Part Number	Figure No.	Page No.	Part Number	Figure No.	Page No.
JZ181402	4	56	JZ561000	1	16
JZ181406	14	56	JZ561002	6	16
JZ231201	1	112	JZ581004	6	2
JZ231202	6	112	JZ581004	9	34
JZ231204	15	112	JZ581204	6	4
JZ232600	30	74	JZ581205	7	4
JZ232600	5	86	JZ581401	4	4
JZ232800	10	104	JZ591043	4	36
JZ232801	5	104	LAD00026	23	68
JZ401000	1	102	LAD00041	4	46
JZ401001	2	102	LBD00001	21	62
JZ401006	1	104	LCJ00001	1	62
JZ401012	8	96	PA113800	13	112
JZ401013	7	106	PA121000	1	76
JZ401015	15	96	PA121001	25	78
JZ402403	1	90	PA121003	26	78
JZ511020	5	2	PA121005	17	76
JZ511021	1	2	PA121006	18	76
JZ541202	5	26	PA122001	5	50
JZ541203	5	26	PA131002	1A	62
JZ541214	21	24	PA131003	5A	62
JZ551008	8	14	PA131010	1	60
JZ551010	1	14	PA131208	7	66
JZ551200	6	14	PA131600	6	62
JZ551201	5	14	PA131602	3	62
JZ551202	2	14	PA131602	4	62
JZ551204	14	14	PA131801	12	62
JZ551205	13	14	PA131806	22	68
JZ551206	9A	14	PA131807	6	70
JZ551208	12	14	PA231000	1	110
JZ551210	9	14	PA233000	7	84
JZ551211	10	14	PA233003	8	84
JZ551212	11	14	PA233010	7	84
JZ551213	5A	14	PA233013	8	84

# Parts Index

Part Number	Figure No.	Page No.	Part Number	Figure No.	Page No.
PA233020	7	84	PA402418	4	90
PA233023	8	84	PA402419	5	90
PA233030	7	84	PA402420	6	90
PA233033	8	84	PA402421	3	90
PA233040	7	84	PA71013B	1	80
PA233045	8	84	PA71013C	1	80
PA233072	8	84	PA71013E	1	80
PA233073	7	84	PA71013F	1	80
PA233084	8	84	PA71014N	1	80
PA233085	7	84	PA71015D	1	80
PA351200	7	42	PA71015E	1	80
PA351201	5	42	PA72013B	5	82
PA351202	6	42	PA72013C	5	82
PA401000	6	48	PA72013E	5	82
PA401001	12	104	PA72013F	5	82
PA402202	19	108	PA75013B	4	82
PA402203	18	106	PA75013C	4	82
PA402211	4	106	PA75013E	4	82
PA402213	4	106	PA75013F	4	82
PA402400	1	90	PA75014N	4	82
PA402401	3	90	PA75015D	4	82
PA402402	4	90	PA75015E	4	82
PA402403	5	90			
PA402404	6	90			
PA402405	10	90			
PA402406	1	90			
PA402407	3	90			
PA402408	4	90			
PA402409	6	90			
PA402410	14	90			
PA402411	15	90			
PA402412	16	90			
PA402413	17	90			
PA402414	14	90			